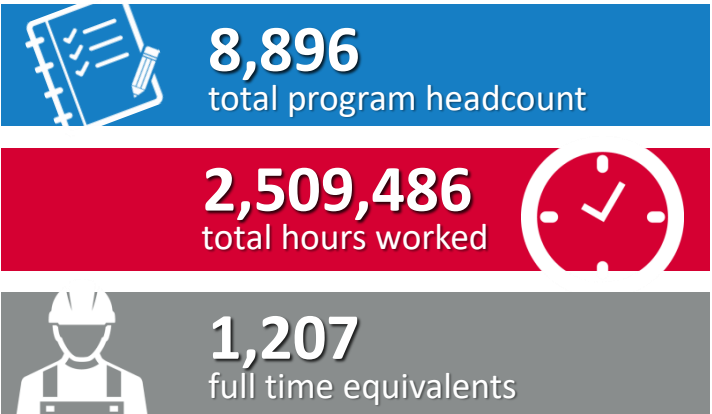


PROGRAM SUMMARY REPORT



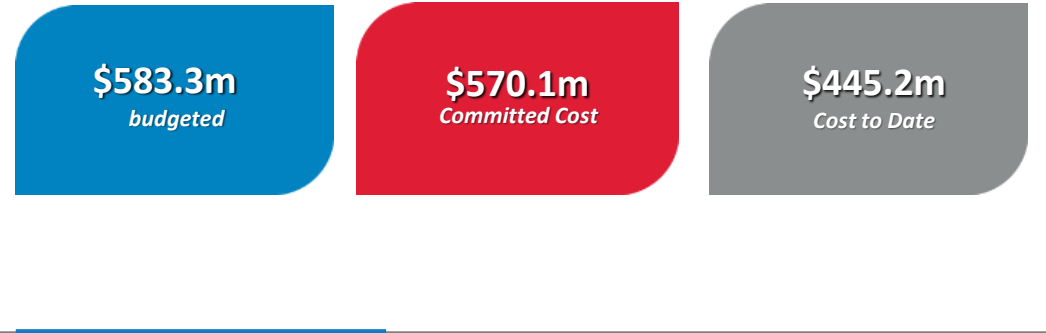
Central Utility Plant & Associated Projects // Main Terminal Curb Expansion // SkyCenter Development // Red Side Garage/Airside D Guideway Demolition // Roadway Expansion // Taxiway A //

Labor Summary

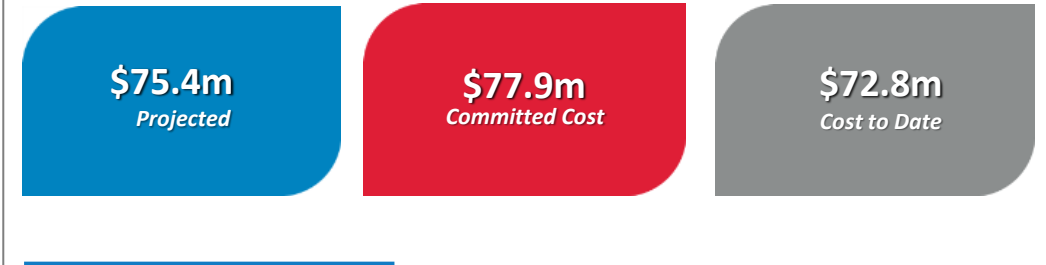


	Headcount	Hours Worked	FTE
Central Utility Plant	2,120	301,472	145
Curbside expansion	4,294	610,732	294
SkyCenter	1,371	1,074,823	517
Red Side demo	417	57,337	28
Road expansion	448	258,744	124
Taxiway A	246	206,378	99
TOTAL PROGRAM	8,896	2,509,486	1,207

Program Budget and Cost Report *



W/MBE/DBE Report



Schedule

	2017				2018				2019				2020				2021				2022				2023				2024				2025			
	Q1	Q2	Q3	Q4	Q1	Q2	Q3	Q4	Q1	Q2	Q3	Q4	Q1	Q2	Q3	Q4	Q1	Q2	Q3	Q4	Q1	Q2	Q3	Q4	Q1	Q2	Q3	Q4	Q1	Q2	Q3	Q4	Q1	Q2	Q3	Q4
Design																																				
Construction																																				