

# Community Noise Consortium Newsletter

October 24, 2013

Issue No. 28



## Message from the Chief Executive Officer

### Joseph Lopano

I am pleased to report that our runway rehabilitation project, which closed our main runway for one month, was completed on schedule and the runway reopened for operations October 22. We appreciate your patience and cooperation while we completed the required maintenance. Our goal is to keep Tampa International Airport running as efficiently as possible and maintenance projects allow us to minimize unscheduled closures and repairs.

There are many great things happening at Tampa International Airport. One of the most exciting: On December 17 we will launch four-times-weekly flights to Panama on Copa Airlines. This is the latest win in our work to bring more nonstop international flights to the Tampa airport. In the past two years, our international passenger traffic has increased 28 percent. I expect that trend to continue with the start of the flights to Panama City, which opens easy connections to all of Latin America.

In the past two weeks, we also celebrated the start of three new domestic nonstop flights. Daily year-round service to Hartford, Connecticut on JetBlue Airways began October 24.

Daily nonstop service to Memphis on Southwest Airlines began November 3. This is the first new destination Southwest Airlines has added at Tampa International Airport in almost two years. Spirit Airlines began daily seasonal service between Tampa and Minneapolis on November 7.

It has been an exciting and eventful 2013 at Tampa International Airport, and I look forward to sharing more successes with you in 2014.

I hope your holiday season is joyful and filled with special times with family and friends.

As always, thank you for your support.

## **Airport Update**

For the third quarter, the Airport posted a 3.37% decrease in commercial and cargo aircraft landings compared to a year ago. Overall, year to date, commercial and cargo aircraft landings decreased 0.91%. In contrast, year-to-date, passenger traffic edged upward 0.75% as the Airport handled 12,754,186 passengers, 94,470 more passengers than a year ago.

**Table 1 - Commercial and Cargo Aircraft Landings**

<b>Months</b>	<b>Year 2012</b>	<b>Year 2013</b>	<b>% Change</b>
January	6,478	6,508	0.46
February	6,401	6,148	-3.95
March	7,435	7,701	3.58
April	6,914	7,134	3.18
May	6,696	6,688	-0.12
June	6,606	6,449	-2.38
July	6,802	6,602	-2.94
August	6,480	6,299	-2.79
September	5,794	5,533	-4.50
<b>Total</b>	<b>59,606</b>	<b>59,062</b>	<b>-0.91</b>

## **Construction Update**

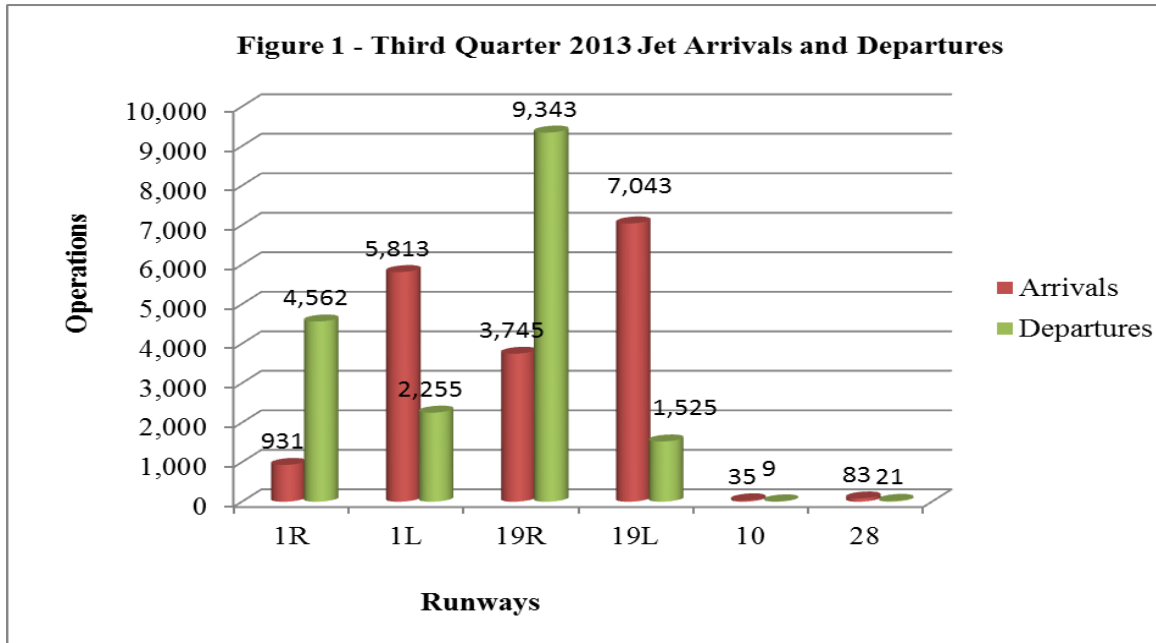
- On September 23, 2013, Runway 1L-19R was closed for 30 days for construction and was reopened on schedule on the evening of October 22, 2013. The Runways Joint and Slab Rehabilitation Project will also result in the additional impacts.
  - Runway 10-28 is scheduled to be closed for 24 days, starting December 2, 2013 and will reopen on December 25, 2013.
  - **Runway 1R-19L is scheduled to be closed for 30 days, starting January 3, 2014 and will reopen on February 2, 2014.** All traffic will be assigned Runway 1L-19R for both takeoffs and landings.
  - The Authority will notify the media and sent out email notifications in advance of scheduled closure.
- The FAA Runway Sterilization Project, which relocates FAA navigational equipment currently located inside the Runway 1L-19R safety area, was on “Hold” due to the government shutdown. The start of this work has been indefinitely postponed.

To be included on the mailing list for notification of anticipated turbojet aircraft over-flights over the South Tampa area, please send an email to [HLawrence@TampaAirport.com](mailto:HLawrence@TampaAirport.com) and/or visit the Community Impact Notifications web page on our web site, [www.TampaAirport.com](http://www.TampaAirport.com).

If you have any questions regarding noise issues, please contact me at: **813-870-7843** or **[HLawrence@TampaAirport.com](mailto:HLawrence@TampaAirport.com)**.

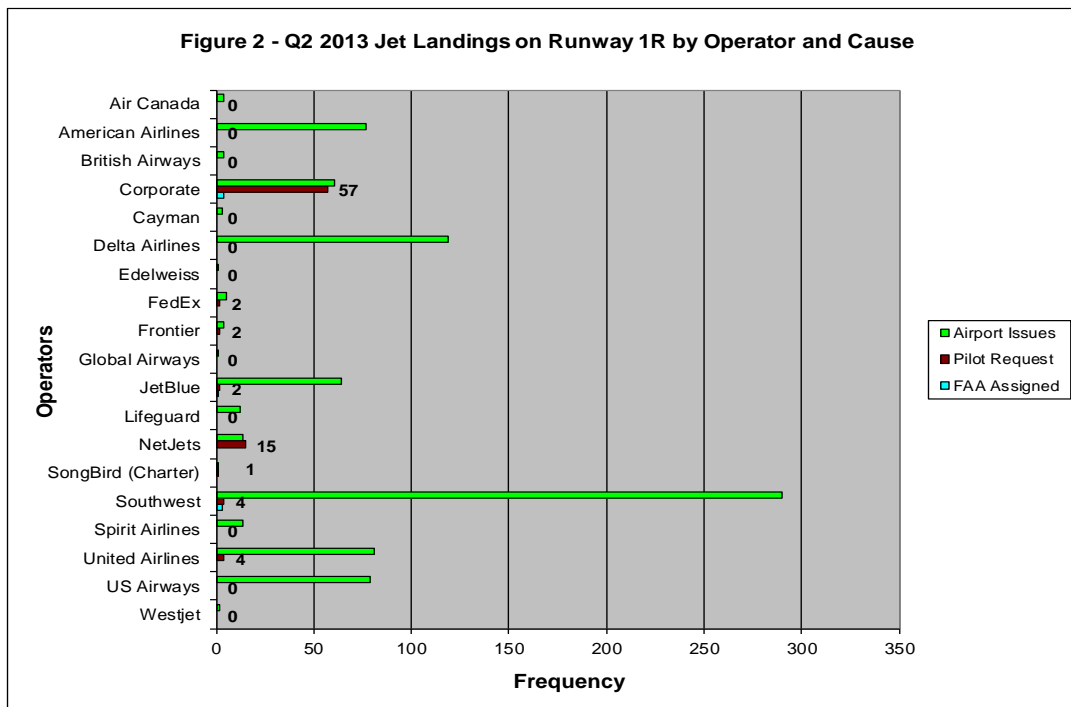
**Jet Operations**

**Figure 1** illustrates runway utilization for jet operations at the airport. Runway 1L-19R was our primary runway for jet arrivals during a north flow and commercial and cargo jet departures during a south flow, respectively.



*Note: North Flow Operations at 38% and South Flow Operations at 62%*

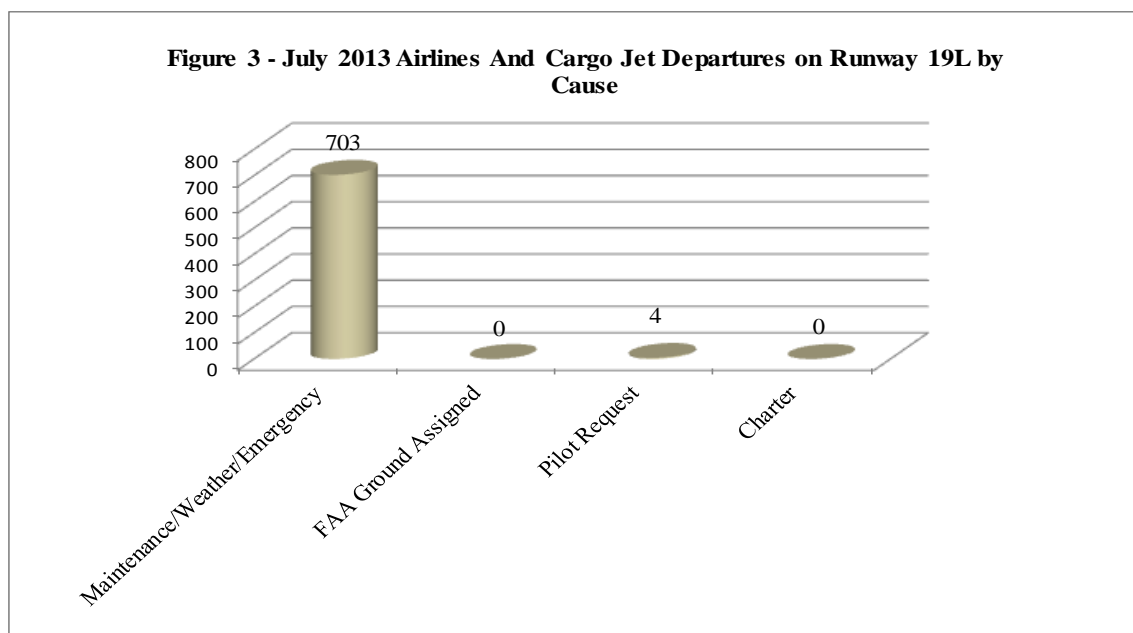
**Figure 2** illustrates all jet landings on Runways 1R by operator and cause. For the third quarter the Authority achieved a 98.7% voluntary compliance rate of jet landings on Runway 1L.



The Authority continues to work with airlines, tenants and corporate operators to encourage compliance with our voluntary Preferential Runway Use Program. Non-compliant jet pilot deviation emails and letters were sent to operators who requested and landed on Runway 1R without any justification. However, during the closure of Runway 1L-19R for construction, all jet landings on Runway 1R are considered compliant deviations.

**Figure 3** shows airlines and cargo jet departures on Runways 19L by cause. Pilot requested departures were sent non-compliant deviation emails to respective airline station managers and cargo operator. Similarly, all commercial and cargo jet departures on Runway 19L during the closure of Runway 19R for construction are considered compliant deviations. As such, operators were not sent non-compliant deviation emails and/or letters.

**This quarter the compliance rate was 99.96%.** A year ago the compliance rate was approximately 99.93%.



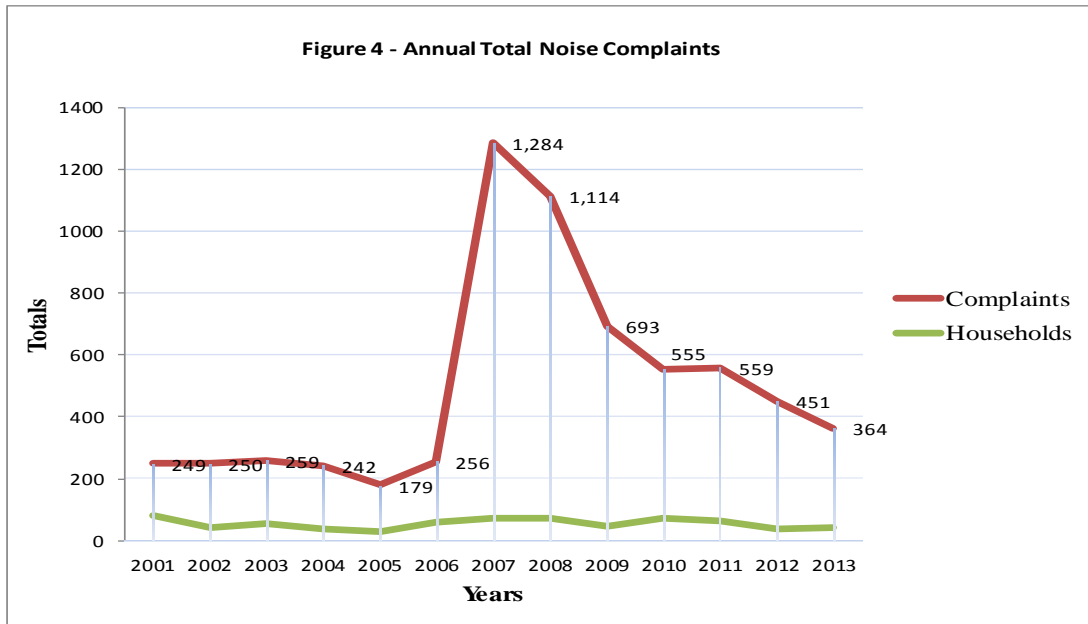
### **Noise Complaints**

The airport received **42** noise complaints this quarter compared to **73** during the same time period a year ago. The number of households that reported noise complaints was exactly similar at **15**. Two years ago, **72** noise complaints were received from **10** different households.

This quarter six multiple callers accounted for 79% or 33 of the total complaints. Households south of the airport were responsible for 36 or 86% of the total complaints. For Q3 2013, noise complaints were from the following areas.

- ➔ Beach Park – 28
- ➔ Dana Shores – 4
- ➔ Hyde Park North – 1
- ➔ Lutz – 1
- ➔ Sunset Park & Belmar Shores – 8

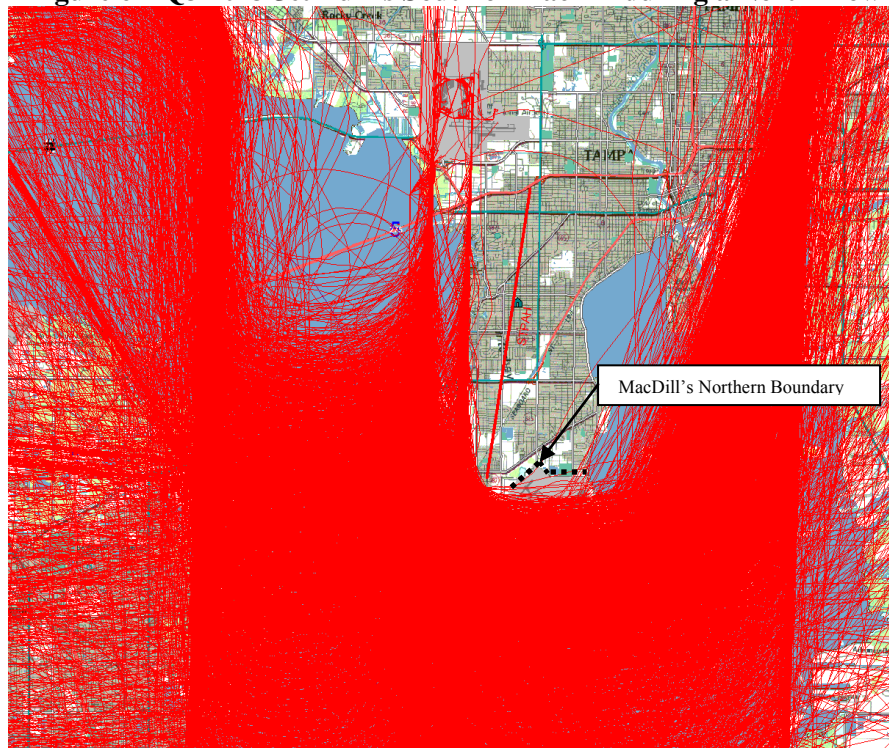
**Figure 5** depicts the annual total number of complaints the Authority has received by individual complainants.



**South Tampa Jet Aircraft Over-flights**

Jet turns north of MacDill accounted for 3% of the 6,743 total jet arrivals during a north flow this quarter which is a compliance rate of 97%.

**Figure 6 – Q3 2013 Jet Turns South of MacDill during a North Flow**



**Our Next Meeting**

The next CNC meeting is tentatively scheduled for **Thursday, January 30, 2014 at 5:30 p.m.** Meeting dates and times may change, so watch your email and U.S. mail for invitations.