



# HILLSBOROUGH COUNTY AVIATION AUTHORITY

PART 1 CONTRACT FOR DESIGN-BUILD SERVICES

BETWEEN

HILLSBOROUGH COUNTY AVIATION AUTHORITY

AND

HENSEL PHELPS CONSTRUCTION CO.

PROJECT NOS. 8200 18, 8205 18, 8900 18, 8230 18 and  
8310 19

MAIN TERMINAL CURBSIDE EXPANSION, NEW  
ENERGY PLANT AND RELATED WORK

DATED: JUNE 7, 2018

CONTRACT BETWEEN  
OWNER AND DESIGN-BUILDER

---

TABLE OF ARTICLES

PART 1 CONTRACT

	<u>PAGE</u>
1. DESIGN-BUILDER	3
2. OWNER	7
3. OWNERSHIP AND USE OF DOCUMENTS AND ELECTRONIC DATA/RETENTION AND MAINTENANCE OF PUBLIC RECORDS	9
4. TIME	10
5. PAYMENTS	11
6. OWNER'S RIGHT TO PERFORM AUDITS, INSPECTIONS, OR ATTESTATION ENGAGEMENTS	12
7. DISPUTE RESOLUTION	14
8. TERMINATION OF THE CONTRACT	16
9. BASIS OF COMPENSATION	18
10. INSURANCE	24
11. INDEMNITY	26
12. SUCCESSORS AND ASSIGNS	28
13. TRUTH IN NEGOTIATIONS	29
14. PROHIBITION AGAINST CONTINGENT FEES	29
15. PROHIBITED INTEREST	29
16. CONTRACT MADE IN FLORIDA	29
17. PUBLIC ENTITY CRIME CERTIFICATION	30
18. NON-DISCRIMINATION	30
19. WOMAN AND MINORITY OWNED BUSINESS ENTERPRISE (W/MBE) ASSURANCES	33
20. PROHIBITION AGAINST CONTRACTING WITH SCRUTINIZED COMPANIES	36
21. E-VERIFY REQUIREMENT	36
22. COMPLETE CONTRACT	36
23. NO WAIVER	37
24. NO EQUITABLE ADJUSTMENT	37
25. CONTRACT	38

ATTACHMENT 1 – FEE AND SCOPE PROPOSAL

ATTACHMENT 2 – CONTRACTUAL INSURANCE TERMS AND CONDITIONS

ATTACHMENT 3 – E-VERIFY CERTIFICATION

## PART 1 CONTRACT

This Part 1 Contract (Contract) for design-build services is made and entered into this 7<sup>th</sup> day of June, 2018 by and between the Hillsborough County Aviation Authority, an independent special district under the laws of the State of Florida, hereinafter referred to as the "Owner," and Hensel Phelps Construction Co., a Colorado Corporation, authorized to do business in the State of Florida, hereinafter referred to as the "Design-Builder".

For the following Program: Main Terminal Curbside Expansion, New Energy Plant and Related Work, Authority Project Nos. 8200 18, 8205 18, 8900 18, 8230 18 and 8310 19

The architectural/engineering services described in Article 1 will be provided contractually through the Design-Builder by the following person or entity who is lawfully licensed to practice architecture/engineering:

HNTB Corporation

Normal architectural, roadway, structural, subsurface utility investigations, civil, utilities, mechanical, electrical, environmental, sustainability design, fire protection system, plumbing, signage design, interior design, security access control/CCTV design, telephone, data wiring and wireless networks, public address system, industrial hygiene, surveying, geotechnical, materials testing and landscape design engineering services will be provided contractually through the Design-Builder as indicated below:

HNTB Corporation

The Beck Group

Ayres Associates, Inc.

ECHO UES, Inc.

TLC Engineering for Architecture

VoltAir Consulting Engineers, Inc.

Selbert Perkins Design

Terracon Consultants, Inc.

Vivid Consulting Group, Inc.

AREHNA Engineering, Inc.

H2R Corp.

L.A. Design, P.A.

The Owner and Design-Builder agree as set forth below.

TERMS AND CONDITIONS – PART 1 CONTRACT

**ARTICLE 1  
DESIGN-BUILDER**

**1.1 SERVICES**

1.1.1 Conceptual, schematic, design development, and construction documents, budget, and schedule comprise the services required to accomplish the preparation and submission of the Design-Builder's Guaranteed Maximum Price (GMP) Proposal, as well as the preparation and submission of any modifications to the GMP Proposal prior to execution of the Part 2 Contract.

**1.2 RESPONSIBILITIES**

1.2.1 The services that the Design-Builder will provide to the Owner under this Contract will be as follows, and in general accordance with the Owner's Request for Qualifications dated October 4, 2017, entitled "Request for Qualifications for Main Terminal Curbside Expansion, New Energy Plant and Related Work at Tampa International Airport", which is incorporated by reference herein, and the Design-Builder's fee and scope proposal dated May 25, 2018, entitled "Part 1 Agreement Proposal-Final, Authority Project Nos. Project Nos. 8200 18, 8205 18, 8900 18, 8230 18 and 8310 19, Main Terminal Curbside Expansion," which is attached hereto and incorporated by reference herein. In the event of any conflicts between this Contract and any other documents, the precedence in resolving such conflicts will be as follows:

- 1.2.1.1 This Contract
- 1.2.1.2 Design-Builder's fee and scope proposal
- 1.2.1.3 The Owner's Request for Qualifications
- 1.2.1.4 Relevant portions of the Design-Builder's response to Request for Qualifications
- 1.2.1.5 Work orders

1.2.2 All design services provided by or through Design-Builder pursuant to this Contract must be performed by qualified design professionals (Designer) according to the standard of care ordinarily used by such design professionals performing similar services under similar conditions. The contractual obligations of such professional persons or entities are undertaken and performed in the interest of the Design-Builder. Design-Builder designates Joseph Giunta, whose business address is 6557 Hazeltine National Dr., Suite One, Orlando FL 32822, to serve as the Program Director. The Program Director will be authorized and responsible to act on behalf of the Design-Builder with respect to directing, coordinating and administering all aspects of the services to be provided and performed under this Contract. Design-Builder designates Kirk J. Hazen, whose title is Vice President/District Manager, whose business address is 6557 Hazeltine National Dr., Suite One, Orlando FL 32822, and who will have full



authority to bind and obligate the Design-Builder on all matters arising out of or relating to this Contract. The Design-Builder agrees that the Program Director will devote whatever time is required to satisfactorily manage the services to be provided and performed by the Design-Builder hereunder. Any replacement of the Program Director will be subject to the prior approval and acceptance of the Owner.

- 1.2.3 The agreements between the Design-Builder and the persons or entities identified in this Contract as providing architectural and engineering services, and any subsequent modifications thereto, must be in writing. These agreements, including financial arrangements with respect to this Program, must be promptly and fully disclosed to the Owner upon request and must have met all requirements for openness and a non-restrictive solicitation process. Though the contractual obligations of such professional persons or entities are undertaken and performed in the interest of the Design-Builder, it is expressly acknowledged and agreed by Design-Builder that Owner will be identified as an intended third party beneficiary of the agreements between Design-Builder and the design professionals.
- 1.2.4 Construction budgets must be prepared by qualified professionals, cost estimators or contractors retained by and acting in the interest of the Design-Builder.
- 1.2.5 The Design-Builder will be responsible to the Owner for acts and omissions of the Design-Builder's employees, subcontractors and their agents and employees, and other persons, including the Designer and other design professionals, performing any portion of the Design-Builder's obligations under this Contract.
- 1.2.6 Prior to the termination of the services of the Designer or any other design professional designated in this Contract, the Design-Builder will identify to the Owner in writing another design professional, with respect to whom the Owner has no reasonable objection, who will provide the services originally to have been provided by the Designer or other design professional whose services are being terminated.
- 1.2.7 If the Design-Builder believes or is advised by the Designer or by another design professional retained to provide services on the Program that implementation of any instruction received from the Owner would cause a violation of any applicable law, the Design-Builder must promptly notify the Owner in writing. Neither the Design-Builder nor the Designer will be obligated to perform any act which violates any applicable law.
- 1.2.8 Nothing contained in this Contract will create a contractual relationship between the Owner and any person or entity other than the Design-Builder, except for the third party beneficiary obligation set forth in Paragraph 1.2.3 above.
- 1.2.9 Press releases or other specialized publicity documents, including the Design-Builder's advertising and news bulletins, which are related to this Contract and are

intended by the Design-Builder for the press, broadcasting, or television, will be drawn up in consultation with the Owner. Except as otherwise required by law or regulation, the Design-Builder will not release or distribute any materials or information relating to this Contract or containing the name of the Owner or any of its employees without prior written approval by an authorized representative of the Owner. Design-Builder shall incorporate the terms of this provision into all of its contracts, subcontracts and other agreements of any tier and require all contractors, consultants, subcontractors and subconsultants to similarly incorporate the terms of this provision in their agreements.

- 1.2.10 During the duration of this Program, other construction and/or design-build projects will be underway at Tampa International Airport. It will be the responsibility of the Design-Builder to coordinate its Work with these other projects. Any problems with such coordination will be brought to the attention of the Owner who will direct the affected parties accordingly.

### **1.3 BASIC SERVICES**

- 1.3.1 The Basic Services to be performed must commence on the date established in an executed work order and must be completed in accordance with Design-Builder's fee and scope proposal. Work orders are intended to be discrete working documents that will provide, in summary form, the background and factual context within which a particular work element or series of work elements will be completed by the Design-Builder. Each work order will include a scope of services, level of effort and related costs. Work orders will be construed to be in addition to, supplementary to, and consistent with the provisions of the Design-Builder's fee and scope proposal. Upon request by the Owner, Design-Builder will prepare and submit a work order to the Owner for review and approval. Work order forms will be provided by the Owner along with a detailed outline of design deliverables. Contracts involving multiple project numbers or airport locations will require work orders to identify basic services and reimbursement expense amounts per project and/or location. Supporting backup of the work classification, raw rates, overhead and weighted rate calculation will be submitted in Excel format when the work order is submitted.
- 1.3.2 The Design-Builder will provide a preliminary evaluation of the Owner's Program and Program budget requirements, each in terms of the other.
- 1.3.3 The Design-Builder will visit the Program site, become familiar with the local conditions, and correlate observable conditions with the requirements of the Owner's Program, schedule, and budget.
- 1.3.4 The Design-Builder will review laws applicable to design and construction of the Program, correlate such laws with the Owner's Program requirements and advise the Owner if any Program requirement may cause a violation of such laws.

Necessary changes to the Owner's Program will be accomplished by appropriate written modification or disclosed as described in Paragraph 1.3.6.

- 1.3.5 The Design-Builder will review with the Owner alternative approaches to design and construction of the Program.
- 1.3.6 The Design-Builder will submit to the Owner for Owner's approval, the Design-Builder's plan for the competitive process the Design-Builder will use in obtaining subcontractor bids for the development of the GMP Proposal. The plan will include, but not be limited to, dates of subcontractor pre-bid meetings, bid submittal dates, analysis process of bids after receipt, subcontractors bid sheets by bid packages, determination of bids to be included in the GMP proposal and the dates the Design-Builder will meet with the Owner to review the subcontractor bids.
- 1.3.7 The Design-Builder will submit to the Owner for Owner's approval, the Design-Builder's plan for all self-performed Work on specific bid packages. The Design-Builder will detail how it will obtain competitive bids in addition to its own bid on those specific bid packages to ensure fairness and transparency once the bids are received and opened. The Design-Builder will also detail its analysis process of its own bids versus the subcontractor bids received.
- 1.3.8 The Design-Builder will submit to the Owner a GMP Proposal, including the final design documents, a statement of the proposed guaranteed maximum price and a proposed guaranteed completion date of the Program. Final design documents will consist of final construction design drawings, specifications or other documents sufficient to establish the size, quality and character of the entire Program including its architectural, structural, mechanical and electrical systems, and materials and such other elements of the Program as may be appropriate. Deviations from the Owner's Program will be disclosed and expressly highlighted in the GMP Proposal. If the GMP Proposal is accepted by the Owner, the parties will then execute the Part 2 Contract. Notwithstanding anything herein to the contrary, Owner reserves the absolute right, in its sole discretion, to reject the GMP Proposal and not execute the Part 2 Contract for any or no reason whatsoever, or to terminate this Contract in accordance with Article 8. In such event, all final design documents, including all Program Documents (as defined in Paragraph 3.1), will become the property of the Owner and Owner will be entitled to retain and use all such Program Documents as set forth in Paragraphs 3.1 and 8.5 herein.

#### **1.4 ADDITIONAL SERVICES**

- 1.4.1 The Additional Services described below will be provided by the Design-Builder and paid for by the Owner if authorized and confirmed in writing by the Owner.
  - 1.4.1.1 Making revisions in the final design documents, budget or other documents when such revisions are not the result of the fault or neglect

of the Design-Builder or anyone for whom the Design-Builder is responsible and are:

- 1.4.1.1.1 Inconsistent with approvals or instructions previously given by the Owner, including substantial revisions made necessary by adjustments in the Owner's Program or Program budget;
- 1.4.1.1.2 Due to substantial changes required as a result of the Owner's failure to render decisions in a timely manner.
- 1.4.1.2 Providing more extensive programmatic criteria than that furnished by the Owner as described in Paragraph 2.1 and other Contract Documents.
- 1.4.1.3 Providing such other design-build services that may be required for the successful completion of the Program not otherwise covered herein.

## **ARTICLE 2 OWNER**

### **2.1 RESPONSIBILITIES**

- 2.1.1 The Owner is the person or entity identified as such in this Contract and is referred to throughout the Contract Documents as if singular in number.
- 2.1.2 This Contract will be administered by the Owner's Chief Executive Officer or designee.
- 2.1.3 The Owner will provide full information in a timely manner, as requested by Design-Builder, regarding requirements for the Program, including a written plan which will set forth the Owner's objectives, schedule, constraints and criteria. The Owner will designate a representative authorized to act on the Owner's behalf with respect to the Program. The term "Owner" means Owner or Owner's other authorized representative(s) as notified by the Owner in writing.
- 2.1.4 The Owner will establish and update an overall budget for the Program, including reasonable contingencies. This budget will not constitute the Contract sum.
- 2.1.5 The Owner will render decisions pertaining to Program Documents submitted by the Design-Builder in a timely manner in order to avoid unreasonable delay in the orderly and sequential progress of the Design-Builder's services. The Owner may obtain independent review of the Program Documents by a separate architect, engineer, contractor, or cost estimator under contract to or employed by the Owner. Such independent review will be undertaken at the Owner's expense in a timely manner so as not to unreasonably delay the orderly progress of the Design-

Builder's services. Design-Builder will ensure Owner is provided reasonably adequate time that permits Owner to render its decisions and conduct independent reviews of Program Documents in a timely manner.

- 2.1.6 Upon written request, the Owner will make available record documents and drawings in its possession, of which it is aware, for any existing buildings and/or facilities. To the extent known and in its possession, Owner will make available to the Design-Builder prior to and during the performance of the Work record documents and Drawings pertaining to the existing buildings and/or facilities relative to this Program. Record documents and Drawings will not be considered a part of the Contract Documents. Owner does not warrant to the Design-Builder the accuracy or completeness of such record documents and Drawings and the Design-Builder will be solely responsible for all assumptions made in reliance thereupon. Record documents and Drawings are not warranted or intended to be complete depictions of existing conditions, nor do they necessarily indicate concealed conditions. The locations of electrical conduit, telephone lines and conduit, computer cables, FAA cables, storm lines, sanitary lines, irrigation lines, gas lines, mechanical apparatus and appurtenances, HVAC piping/ductwork and plumbing may only appear schematically, if at all, and the actual location of such equipment and lines is in many cases unknown.
- 2.1.7 The Owner will disclose, to the extent known, the results and reports of prior tests, inspections or investigations conducted for the Program involving: structural or mechanical systems; chemical, air and water pollution; hazardous materials; or other environmental and subsurface conditions. The Owner will disclose all information known to the Owner regarding the presence of pollutants at the Program site. The Owner does not warrant the accuracy or completeness of any such information and accepts no responsibility therefore and the Design Builder will be solely responsible for all assumptions made in reliance thereupon.
- 2.1.8 The Owner will furnish all legal, accounting and insurance counseling services as the Owner may require at any time for the Program, including such auditing services as are needed to verify the Design-Builder's applications for payment.
- 2.1.9 The Owner will promptly obtain easements, zoning variances, and legal authorizations regarding Program site utilization where essential to the execution of the Owner's Program.
- 2.1.10 Those services, information, surveys, and reports described in Paragraphs 2.1.6 through 2.1.9 which are within the Owner's control will be furnished at the Owner's expense and are not part of the Contract Documents. The Owner does not warrant or certify the accuracy or completeness of any services, information, surveys or reports.

- 2.1.11 The Owner may communicate with persons or entities employed or retained by the Design-Builder, unless otherwise instructed for reasonable cause not to do so in writing by the Design-Builder.

**ARTICLE 3**  
**OWNERSHIP AND USE OF DOCUMENTS AND ELECTRONIC DATA/RETENTION AND**  
**MAINTENANCE OF PUBLIC RECORDS**

- 3.1 Design-Builder acknowledges and agrees that all records, documents, drawings, notes, tracings, plans, specifications, maps, evaluations, reports and other technical data and electronic data, instruments of service (other than working papers), including but not limited to, all Architectural Works as defined by the federal Architectural Works Copyright Protection Act (whether hard copy or electronically stored), prepared, developed or furnished by Design-Builder or the design professional(s) employed or retained by the Design-Builder under this Contract (Program Documents) will be and remain the property of the Owner. Program Documents will be deemed to be works made for hire, and all right, title and interest in and to the Program Documents will be vested in Owner. Design-Builder will take all actions necessary to secure for Owner all such right, title and interest. Design-Builder warrants that all materials comprising the Program Documents are original with Design-Builder and have not been copied or derived from any other material without the express written consent of the owner, proprietor and/or copyright holder of that other material, and are not subject to any other claim of copyright by any other person. Design-Builder will obtain any and all licenses necessary for the production and preparation of the Program Documents including, without limitation, licenses for the use of any material subject to copyright by other parties. Design-Builder will assign to Owner any and all rights, including any copyrights, in the Program Documents that Design-Builder or the design professional(s) employed or retained by the Design-Builder on this Program may possess now or in the future, and Design-Builder and its design professional(s) will claim no rights adverse to Owner in the Program Documents. The Program as designed by Design-Builder under this Contract, may be reused or repeated by Owner at Owner's option or discretion at any time or times, including but not limited to, completion, addition, renovation, maintenance, reconstruction or remodeling of the Program and construction of new projects. The Owner's use of the Documents without Design-Builder's involvement or on other projects is at Owner's sole risk. Design-Builder hereby grants its consent to reuse of the Program Documents by Owner for any and all such purposes. The Design-Builder shall retain its rights to all standard elements contained within the design, including standard details, specifications, or other design materials generated and authorized by Design-Builder for its repeated, regular and ongoing use in plans, specifications, reports or other instruments of service for its clients. The Design-Builder will incorporate the terms of this Paragraph in all contracts with design professionals employed or retained by the Design-Builder to perform services on the Work covered by this Contract.

- 3.2 Submission or distribution of the Design-Builder's documents to meet official regulatory requirements or for similar purposes in connection with the Program is not to be construed as publication in derogation of the rights reserved in Paragraph 3.1.
- 3.3 Chapter 119, Fla. Statutes Requirement

**IF THE DESIGN-BUILDER HAS QUESTIONS REGARDING THE APPLICATION OF CHAPTER 119, FLORIDA STATUTES, TO THE DESIGN-BUILDER'S DUTY TO PROVIDE PUBLIC RECORDS RELATING TO THIS CONTRACT, CONTACT THE CUSTODIAN OF PUBLIC RECORDS AT: (813) 870-8721, [ADMCENTRALRECORDS@TAMPAAIRPORT.COM](mailto:ADMCENTRALRECORDS@TAMPAAIRPORT.COM), HILLSBOROUGH COUNTY AVIATION AUTHORITY, P.O. BOX 22287, TAMPA FL 33622.**

Design-Builder agrees in accordance with Florida Statute Section 119.0701 to comply with public records laws including the following:

- a. Keep and maintain public records required by the Owner in order to perform the Work contemplated by this Contract.
- b. Upon request from the Owner's custodian of public records, provide the Owner with a copy of the requested records or allow the records to be inspected or copied within a reasonable time at a cost that does not exceed the cost provided in Chapter 119, Fla. Stat. or as otherwise provided by law.
- c. Ensure that public records that are exempt or confidential and exempt from public records disclosure requirements are not disclosed except as authorized by law for the duration of the Contract term and following completion of the Contract.
- d. Upon completion of this Contract, keep and maintain public records required by the Owner to perform the Work. Design-Builder shall meet all applicable requirements for retaining public records. All records stored electronically must be provided to the Owner, upon request from the Owner's custodian of public records, in a format that is compatible with the information technology systems of the Owner.

#### **ARTICLE 4 TIME**

- 4.1 Time is of the essence. Services to be rendered by the Design-Builder will commence subsequent to the execution of this Contract by the effective date of an executed work

order issued by the Owner. The Owner reserves the right to stop and start work or cancel or postpone any executed work order or portion thereof at any time with seven days written notice to Design-Builder. Any delay to Design-Builder resulting therefrom will be handled in accordance with Paragraph 4.4 below. Notwithstanding the same, time is of the essence with respect to the performance of this Contract.

- 4.2 Should the Design-Builder fail to commence, provide, perform or complete any of the services to be provided in a timely and diligent manner, in addition to any other rights or remedies available to the Owner, the Owner, at its sole discretion and option, may withhold any and all payments due and owing to the Design-Builder until such time as the Design-Builder resumes performance of its obligations in such a manner so as to satisfy the Owner.
- 4.3 Upon the request of the Owner, the Design-Builder will prepare a schedule for the performance of the Basic and Additional Services which will not exceed the time limits contained in Design-Builder's fee and scope proposal referenced in Paragraph 1.2.1.2 and will include reasonably sufficient time required for the Owner's review and approval of submissions by authorities having jurisdiction over the Program.
- 4.4 If the Design-Builder is delayed in the performance of critical path services under this Contract through no fault of the Design-Builder, any applicable schedule will be adjusted. Design-Builder expressly acknowledges and agrees that it will receive no damages for delay. Design-Builder's sole remedy, if any, against Owner will be the right to seek an extension of time to the applicable schedule; provided, however, the granting of any such time extension will not be a condition precedent to the aforementioned "no damages for delay" provision. Design-Builder will incorporate the terms of this Paragraph into all of its subcontracts and subconsultant agreements and require all subcontractors and subconsultants to similarly incorporate such terms into their sub-subcontracts and sub-subconsultant agreements.

## **ARTICLE 5 PAYMENTS**

- 5.1 Refer to ARTICLE 9 - BASIS OF COMPENSATION for additional requirements.
- 5.2 Subsequent payments for Basic Services, Additional Services, and Reimbursable Expenses provided for in this Contract will be made monthly on the basis set forth in Article 9.
- 5.3 With the exception of the month of September, all applications for payment will be submitted to the Authority by the twenty-fifth of each month. In the event that the twenty-fifth of the month falls on a Saturday or Sunday or holiday, applications for payment are due the first business day prior to the twenty-fifth of that month. Payment will be made by the twenty-fifth of the following month. Applications for



payment submitted more than 20 days prior to the twenty-fifth of the month will be rejected and returned. Due to the end of fiscal year financial closeout, September applications for payment will be submitted by September 19th, and in the event that the 19th falls on a Saturday or Sunday, applications for payment are due the first business day prior and subsequent payments will be made the second Friday of October. Such applications for payment submitted more than 20 days prior to the second Friday of October will be rejected and returned.

- 5.4 The Design-Builder will submit to the Owner via the Records Management Department, two executed and notarized originals and two copies of an itemized Application for Payment prepared on a form supplied by the Owner. The Owner will approve, disapprove or adjust the Design-Builder's application for payment within seven days after receipt. The Owner will notify the Design-Builder in writing of any reasons for withholding payment in whole or in part. Except as noted above with respect to the September application for payment, Owner will make payment by the twenty-fifth of the following month in which the application for payment was submitted. In accordance with Florida Statute Section 255.075 – 255.078, the Design-Builder will promptly pay each subcontractor or supplier upon receipt of the payment from the Owner. Payment to the Design-Builder will release the Owner from any liens or disputes between the Design-Builder and the Design-Builder's subcontractors.
- 5.5 Monthly payments to Design-Builder will in no way imply approval or acceptance of Design-Builder's work.

## **ARTICLE 6**

### **OWNER'S RIGHT TO PERFORM AUDITS, INSPECTIONS, OR ATTESTATION ENGAGEMENTS**

- 6.1 In connection with payments to the Design-Builder under this Contract, it is agreed the Design-Builder will maintain adequate records in accordance with generally accepted accounting practices. The Owner, Federal Aviation Administration, Federal Highway Administration, Florida Department of Transportation, Florida Auditor General, Florida Inspector General, Florida Chief Financial Officer, and the Comptroller General of the United States, or any duly authorized representative of each, have the right to initiate and perform audits, inspections or attestation engagements or audit the Design-Builder's records for the purpose of determining payment eligibility under this Contract or over selected operations performed by Design-Builder under this Contract for the purpose of determining compliance with the Contract. Access will be to all of the Design-Builder's records, including books, documents, papers, and records of Design-Builder directly pertinent to this Contract, as well as records of parent, affiliate and subsidiary companies. If the records are kept at locations other than Tampa International Airport, Design-Builder will arrange for said records to be brought to a location convenient to Owner's auditors to conduct the engagement as set forth in this Article. Or, Company may transport Owner's team to Design-Builder headquarters for purposes of undertaking said

engagement. In such event, Design-Builder will pay reasonable costs of transportation, food and lodging for Owner's team. Design-Builder agrees to deliver or provide access to all records requested by Owner's auditors within fourteen (14) calendar days of the request at the initiation of the engagement and to deliver or provide access to all other records requested during the engagement within seven (7) calendar days of each request. The parties recognize that Owner will incur additional costs if records requested by Owner's auditors are not provided in a timely manner and that the amount of those costs is difficult to determine with certainty. Consequently, the parties agree that Design-Builder may be charged a liquidated damage of \$100.00, in addition to all other contractual financial requirements, per item, per calendar day, for each time Design-Builder is late in submitting requested records to perform the engagement. Accrual of liquidated damages will continue until specific performance is accomplished. These liquidated damages are not an exclusive remedy and Owner retains its rights including but not limited to its rights to elect its remedies and pursue all legal and equitable remedies. The parties expressly agree that these liquidated damages are not a penalty and represent reasonable estimates of fair compensation for the losses that reasonably may be anticipated from such failure to comply.

- 6.2 In the event the Design-Builder maintains its accounting or Program information in electronic format, upon request by the Owner's auditors, the Design-Builder will provide a download of its accounting or Program information in an electronic format allowing formatting, reading and manipulation in Microsoft Office products.
- 6.3 The Owner has the right during the engagement to interview the Design-Builder's employees and subconsultants, make photocopies, and inspect any and all records at reasonable times. The right to initiate an engagement will extend for six years after the completion date of the Work, or six years after the termination of this Contract, whichever occurs later.
- 6.4 In the event the Design-Builder has overcharged the Owner for direct and reimbursable expenses, the Design-Builder will re-pay the Owner the amount of the overcharge, and the Owner may assess interest of up to 12% per year on the overcharge from the date the overcharge occurred. In addition, if the Design-Builder has overcharged the Owner by more than 3% of the gross direct and reimbursable amount, the Owner may assess and the Design-Builder will pay for the entire cost of the audit.
- 6.5 The Design-Builder will include a provision providing the Owner the same rights to perform engagements at the subconsultant and subcontractor level in all of its subconsultant and subcontract contracts entered into by Design-Builder to effect Program completion.

- 6.6 Approvals by Owner's staff for any services not included in this Contract do not act as a waiver or limitation of the Owner's right to perform audits, inspections, or attestation engagements.

## **ARTICLE 7 DISPUTE RESOLUTION**

### **7.1 CLAIMS AND DISPUTES**

- 7.1.1 A claim is a written demand or assertion by one of the parties seeking, as a matter of right, an adjustment or interpretation of this Contract, payment of money, extension of time or other relief with respect to the terms of this Contract. The term claim also includes other matters in question between the Owner and Design-Builder arising out of or relating to this Contract. The responsibility to substantiate claims will rest with the party making the claim.
- 7.1.2 If for any reason the Design-Builder believes that additional cost or Contract time is due to the Design-Builder for work not clearly provided for in this Contract, or previously authorized changes in the work, the Design-Builder must notify the Owner in writing within the required ten calendar day notice period of its intention to claim such additional cost or Contract time. The Design-Builder must maintain strict accounting of all actual cost and/or time associated with the claim, in such detail as may be required by Owner. The failure to give proper notice as required herein will constitute a waiver of said claim.
- 7.1.3 Written notice of intention to claim must be made within twenty one calendar days after the claimant first recognizes the condition giving rise to the claim or before the Work begins on which the Design-Builder bases the claim, whichever is earlier.
- 7.1.4 When the Work on which the claim for additional cost or Contract time is based has been completed, the Design-Builder will, within ten calendar days, submit Design-Builder's written claim, together with all supporting documentation required by Owner, to the Owner. Such claim by the Design-Builder, and the fact that the Owner has kept strict accounting of the actual cost and/or time associated with the claim, will not in any way be construed as proving or substantiating the validity of the claim.
- 7.1.5 Pending final resolution of a claim, unless otherwise agreed in writing, the Design-Builder will proceed diligently, as directed by Owner, with performance of this Contract and maintain effective progress to complete the Work within the Contract time(s) set forth in the Contract Documents.
- 7.1.6 The acceptance of final payment by Design-Builder will constitute a waiver of all claims except those that are expressly identified as still pending in writing in the Design-Builder's final Application for Payment.

- 7.1.7 Final payment for this Contract by Owner does not constitute a waiver of Owner's rights arising from:
- 7.1.7.1 Latent defects;
  - 7.1.7.2 Terms of special warranties required by the Contract Documents;
  - 7.1.7.3 Failure of the Work to comply with the requirements of the Contract Documents;
  - 7.1.7.4 Claims, security interests or encumbrances arising out of this Contract and unsettled.

## **7.2 RESOLUTION OF CLAIMS AND DISPUTES**

The following shall occur as a condition precedent to the Owner's review of a claim unless waived in writing by the Owner:

- 7.2.1 **Program Representatives' Meeting:** Within five days (5) after a dispute occurs, the Design-Builder's senior project management personnel who have authority to resolve the dispute shall meet with the Owner's project representative who has authority to resolve the dispute in a good faith attempt to resolve the dispute. If a party intends to be accompanied at a meeting by legal counsel, the other party shall be given at least three (3) working days' notice of such and also may be accompanied by legal counsel. All negotiations pursuant to this clause are confidential and shall be treated as compromise and settlement negotiations for purposes of rules of evidence.
- 7.2.2 **Management Representatives' Meeting:** If the Program Representatives' Meeting fails to resolve the dispute or if they fail to meet, a senior executive for the Design-Builder and for the Owner, neither of which have day to day Program management responsibilities, shall meet, within ten days (10) after a dispute occurs, in an attempt to resolve the dispute and any other identified disputes or any unresolved issues that may lead to dispute. If a party intends to be accompanied at a meeting by legal counsel, the other party shall be given at least three (3) working days' notice of such and also may be accompanied by legal counsel. All negotiations pursuant to this clause are confidential and shall be treated as compromise and settlement negotiations for purposes of rules of evidence.
- 7.2.3 Following the Program Representatives' Meeting and the Management Representatives' Meeting, the Owner will review the Design-Builder's claims and may (1) request additional information from the Design-Builder which will be immediately provided to Owner, or (2) render a decision on all or part of the claim. The Owner will notify the Design-Builder in writing of the disposition of the claim

within 21 days following the receipt of such claim or receipt of additional information requested.

- 7.2.4 If the Owner decides that the work relating to such claim should proceed regardless of the Owner's disposition of such claim, the Owner will issue to the Design-Builder a written directive to proceed. The Design-Builder will proceed as instructed.
- 7.2.5 If any claim is made pursuant to this Contract, the Design-Builder will provide, at the Owner's request, all documents in support of the claim. If the Owner requests to review the Program Documents and the Design-Builder fails to provide them in a timely manner or has failed to preserve them, the claim by the Design-Builder will be deemed waived.
- 7.2.6 Documents in support of the claim referred to in this Article may be subject to an independent audit by the Owner. In the event the audit supports the Design-Builder's claim, the Owner will pay for the audit. In the event the audit does not support the Design-Builder's claim, the Design-Builder will pay for the audit.
- 7.2.7 The exclusive venue for any action initiated by either party associated with a claim or dispute will be in the appropriate State Court in and for the 13<sup>th</sup> Judicial Circuit for Hillsborough County, Florida or the U.S. District Court in the Tampa Division of the Middle District of Florida.

## **ARTICLE 8 TERMINATION OF THE CONTRACT**

- 8.1 This Contract may be terminated by the Owner with or without cause upon at least seven days written notice to the Design-Builder. Upon termination of this Contract there will be no further duty or obligation with regard to a Part 2 Contract.
- 8.2 In the event of termination by Owner without cause, the Design-Builder will be entitled to receive compensation for that portion of the cost attributable to the services and reimbursable expenses under this Contract earned through the date of termination. In addition, the Design-Builder is entitled to receive compensation for direct, out-of-pocket termination expenses. However, as a prerequisite to receiving such termination expenses, the Design-Builder is required to include language regarding entitlement to compensation for costs attributable to services, reimbursable expenses and out-of-pocket expenses in all purchase orders, subcontracts and other agreements it enters into to effectuate completion of this Contract. The Design-Builder will not be entitled to any further or additional compensation from the Owner, including but not limited to, damages or lost or anticipated profits on portions of the Work not performed.
- 8.3 In the event of termination for cause, the Owner may retain all payments due to the Design-Builder at the date of termination until all of the Owner's damages have been

established and deducted from payments due. To the extent Owner's damages exceed the payments due Design-Builder, such excess will be paid by Design-Builder to Owner within ten days of Owner's written demand for same to Design-Builder.

- 8.4 Upon 30 days written notice to Owner, the Design-Builder may terminate this Contract only if the Design-Builder is not in default of any term, provision, or covenant of this Contract, and only upon or after the occurrence of the inability of Design-Builder to perform work for a period of longer than 90 consecutive days due to war, terrorism, or the issuance of any order, rule or regulation by a competent governmental authority or court having jurisdiction over the Owner preventing Design-Builder from operating its business for a period of longer than 90 consecutive days; provided, however, that such inability or such order, rule or regulation is not due to any fault or negligence of Design-Builder.
- 8.5 In the event this Contract is terminated or in the event that a Part 2 Contract is not executed, Owner will be entitled to retain and use all Program Documents furnished or prepared by or for the Design-Builder or design professionals employed or retained by the Design-Builder as set forth in Paragraph 3.1.
- 8.6 In the event the Owner terminates Design-Builder for cause pursuant to this Article 8 and it is later determined that such termination was not proper or such termination right was not otherwise available to the Owner, such termination will be deemed a termination without cause and Design-Builder's rights and remedies will be limited to those set forth in Paragraph 8.2 above.
- 8.7 In the event of termination, the Design-Builder consents to Owner's selection of a successor design-builder of the Owner's choice to assist the Owner in completing the Program, provided that (1) for a termination for cause, the Owner exercises its rights in good faith, and (2) for any termination for convenience, the Owner makes all payments due to Design-Builder under this Contract. The Design-Builder further agrees to cooperate and provide any information reasonably requested by the Owner in connection with the completion of the Program and consents to and authorizes the making of any reasonable changes to the Design-Builder's instruments of service by the Owner and successor design builder as the Owner may desire. In the event that the Design-Builder is terminated and a successor design-builder is employed to complete the Program, the Design-Builder shall not be liable for the successor design-builder's work. However, the Design-Builder remains liable under this Contract for all its acts and omissions up to and including the date of termination and subsequent provision of any information required to be provided under this provision.

**ARTICLE 9**  
**BASIS OF COMPENSATION**

9.0 The Owner will compensate the Design-Builder for services rendered under this Contract, as described in Attachment 1.

The amount for the performance of Basic Services required under this Contract and costs identified as reimbursable expenses will be in a not to exceed amount of Twenty Five Million Two Hundred Sixty Two Thousand Seven Hundred Eight and No One Hundredths Dollars (\$25,262,708), which includes all fees for subconsultants.

**9.1 COMPENSATION FOR BASIC SERVICES**

9.1.1 For Basic Services, compensation will be as follows:

For services performed under Article 1 hereof, total compensation to the Design-Builder will be supported by submitted and approved invoices. Invoiced amounts will be based upon work completed and supported by monthly progress reports submitted to the Owner.

9.1.2 Upon receipt of payment from the Owner, the Design-Builder will promptly pay each licensed design professional and each subcontractor out of the amount paid to the Design-Builder, for such licensed design professional's and subcontractor's portion of the Work. The amount to which said licensed design professional and subcontractor is entitled should reflect percentages actually retained from payments to the Design-Builder on account of such licensed design professional's and subcontractor's portion of the Work. The Design-Builder will, by appropriate contract with each licensed design professional and each subcontractor, require each licensed design professional and each subcontractor to make payments to their respective subconsultants and sub-subcontractors in a similar manner.

9.1.3 The Design-Builder agrees to pay each subcontractor under this Contract for satisfactory performance of its contract no later than 10 days from the receipt of each payment the Design-Builder receives from the Owner. The Design-Builder agrees further to release retainage payments to each subcontractor within 10 days after the subcontractor's work is satisfactorily completed. Any delay or postponement of payment from the above referenced time frame may occur only for good cause following written notice to the Owner. This clause applies to both W/MBE and non-W/MBE subcontractors.

9.1.4 Invoiced amounts will be based on the Design-Builder's and subconsultant's most recent audited overhead rates or agreed upon overhead rates, personnel direct labor rates, negotiated profits and actual time billed to the Program as substantiated by backup acceptable to the Owner and supported by monthly progress reports.

- 9.1.5 Invoiced amounts for multiple projects or multiple locations must be identified per project and/or location.
- 9.1.6 All subconsultant and subcontractor contracts must be submitted at time of billing. Subconsultant and subcontractor contracts must include a provision providing the Owner the same rights to audit all of Design-Builder's subconsultant and subcontractor contracts entered into by the Design-Builder to effect Program completion.
- 9.1.7 An employee basic services spreadsheet based on the fee and scope proposal in Excel format listing the employee's name, employee's classification and employee's raw rate must be submitted before the Design-Builder's invoice submittal. If there are changes such as new employees, new classification or new raw rate, then an updated basic services spreadsheet in Excel format is required to be submitted. New rate tables must be approved by the Owner.
- 9.1.8 Basic services invoices that are submitted with a Design-Builder's invoice that are older than 90 days before the submission date will not be reimbursed.
- 9.1.9 Timesheets are required as supporting backup for all basic services invoice amounts. Hours billed must be clearly identified.
- 9.1.10 Overtime for all basic services must be pre-approved by the Owner.
- 9.1.11 Basic services must be organized using standard separators to identify the basic services being billed.
- 9.1.12 Rebalancing between tasks or fees must be requested with the first overage billing, along with an explanation for the overage and confirmation that the total Contract amount will not be exceeded. Proposed supporting sheets are to be submitted at the request for rebalancing.
- 9.1.13 All permit requirements, acceptable deliverables and badges are required to be submitted seven days before submission of a final professional service invoice.
- 9.1.14 If deficiencies are found, a standard deficiency e-mail will be sent to the Design-Builder to resolve. Design-Builder will have 24 hours to resolve such deficiency. If the deficiency is not resolved within that time, the Design-Builder's invoice will be returned.
- 9.1.15 Owner has the right to withhold payment for amounts in dispute in any invoice. All undisputed amounts in any invoice shall be paid in accordance with applicable law and this Contract.



## **9.2 COMPENSATION FOR ADDITIONAL SERVICES**

9.2.1 The compensation for Additional Services under this Contract will be on the basis of the scope of work and in the amount of fees set forth in a written request of the Owner, which will have resulted from negotiation of the scope and the fees prior to such request of the Owner.

## **9.3 REIMBURSABLE EXPENSES**

9.3.1 Reimbursable expenses will be supported by submitted and approved invoices.

9.3.2 The Design-Builder will be reimbursed at cost for all expenses (provided that travel and subsistence will be reimbursed in accordance with the Owner's travel policy), in an amount not to exceed the maximum reimbursable amount. As specified hereinafter, the Design-Builder's reimbursable expenses will include only:

9.3.2.1 The cost of securing a geotechnical engineering firm which will perform all soils and sub-surface investigations, tests, reports and recommendations required for the design of the Program.

9.3.2.2 The cost of boundary surveys, topographic surveys, land surveys, establishment of boundary and monuments, field surveys, photogrammetry, control staking and related office computations and drafting.

9.3.2.3 The cost of outside special consultants to advise and assist Design-Builder throughout the Program.

9.3.2.4 The actual cost of reproduction and distribution of review plans and specifications and the Program Documents required for the securing of bids or quotes for the assigned Work and for the use of the Design-Builder, subcontractors, testing laboratories, and others having the need for such documents during this Contract.

9.3.2.5 All costs for long distance telephone calls, postage and overnight express delivery and couriers related to the Program.

9.3.2.6 Expenses for parking at Tampa International Airport and transportation related to the Program outside of Hillsborough, Pinellas and Pasco Counties, including airplane and automobile travel; and the cost of meals and lodging in the event overnight travel related to the Program is required. All travel expenses will be reimbursed in accordance with the Owner's Policy P412, Travel and Business Development Expenses as may be amended from time to time. Only travel expenses incurred in the performance of the Work are reimbursable. The most efficient and economical means of transportation is

required. All travel must be pre-approved by the Owner. Employee expense sheets are required as well as supporting originals or legible copies of all receipts.

- 9.3.2.7 Materials for renderings, study models, film and processing expenses.
- 9.3.2.8 The costs of all required review fees required by and paid to agencies having jurisdiction. This does not include impact or development fees paid directly by the Owner or building permit fees paid by the Design-Builder.
- 9.3.2.9 Invoiced amounts for multiple projects or multiple locations must be identified per project and/or location.
- 9.3.2.10 All subconsultant signed contracts must be submitted at time of billing. Subconsultant contracts must include a provision providing the Owner the same rights to audit at the subconsultant level in all of its subconsultant contracts executed to effect Program completion.
- 9.3.2.11 Receipts/Invoices that are submitted with a professional service invoice that are older than 90 days before the submission date will not be reimbursed.
- 9.3.2.12 Mileage within the Tri-County Area (Hillsborough, Pinellas, Pasco) will not be reimbursed. Mileage is part of travel which must be pre-approved by the Owner.
- 9.3.2.13 Original or legible copies of receipts/invoices that have not been altered are required for reimbursement. Receipts/Invoices must be identified by employee and employer, and include justification of expense.
- 9.3.2.14 Equipment purchased for and paid by the Owner must be identified when being paid so that an Asset Tag can be attached to that equipment. A detail listing in Excel format must be submitted with the invoice when equipment is purchased.
- 9.3.2.15 The following expenses shall not be reimbursable:
  - 9.3.2.15.1 Purchases of alcohol.
  - 9.3.2.15.2 Meals for Owner or local consultant staff members.
  - 9.3.2.15.3 Unreasonable photocopying costs or any photocopying costs for administrative and billing work.
  - 9.3.2.15.4 Clerical, secretarial or general administrative time with the

exception of technical typing of specifications or technical reports and personnel assigned to Design-Builder's field office.

- 9.3.2.15.5 Computer system time for any design or administrative work.
- 9.3.2.15.6 Interest expenses.
- 9.3.2.15.7 Any type of markup over the actual cost of any item otherwise reimbursable, unless specifically agreed to elsewhere.
- 9.3.2.15.8 Expendable supplies unless authorized in advance by the Owner.
- 9.3.2.15.9 Entertainment and personal expenses of any kind.
- 9.3.2.15.10 Costs incurred by the Design-Builder as a result of, or to cure, any breach or violation of this Contract.
- 9.3.2.15.11 Any part of the Design-Builder's capital expenses.
- 9.3.2.15.12 Amounts required to be paid by Design-Builder for federal, state or local income or franchise taxes.
- 9.3.2.15.13 Costs of subconsultants not pre-approved in writing by Owner.
- 9.3.2.15.14 Costs to comply with Article 6.
- 9.3.2.15.15 Unless pre-approved in writing by the Owner, time spent in travel.
- 9.3.2.16 No front loading on Progress Payments is allowed. Progress Payments are limited to the actual invoiced amounts.
- 9.3.2.17 Reimbursable expenses must be presented as a package organized in the following manner: Reimbursement Tracking Form, Reimbursement Matrix Sheet, actual invoices identifying item numbers and the matrix identifier as it appears on the Reimbursement Matrix Sheet and Reimbursement Tracking Form. This package should be secured by a clip or staple. The Reimbursement Tracking Form is required to be submitted electronically in Excel format, as is the supporting documentation for the submitted Design-Builder's Invoice.
- 9.3.2.18 Rebalancing between tasks or fees must first be requested with the first overage billing, along with an explanation for the overage and confirmation that the total contract amount will not be exceeded. Proposed supporting

sheets are to be submitted at the request for balancing.

9.3.2.19 All permit requirements, acceptable deliverables and badges are required to be submitted seven days before submission of a final Design-Builder's invoice.

9.3.2.20 If deficiencies are found, a standard deficiency e-mail will be sent to the Design-Builder to resolve within 24 hours. If the deficiency is not resolved within that time, the Design-Builder's invoice will be returned.

## **9.4 INVOICES AND RECORDS**

9.4.1 Invoices for services must be submitted by the twenty-fifth of each month. Invoices, verified to the satisfaction of the Owner, will be paid by the twenty-fifth of the following month. The Design-Builder will submit with each invoice two originals and two copies of a detailed accounting of the value of Work performed to date by certified Woman and Minority Owned Business Enterprises (W/MBE). This accounting will include the names and addresses of W/MBEs that have participated, a description of the work each named W/MBE has performed and the value of work performed by each named W/MBE. Whenever compensation is paid to the Design-Builder on a reimbursable basis, records as to the direct expense must be kept on a generally accepted accounting basis and must be submitted with each invoice to the Owner. In addition, the Design-Builder will submit with each invoice a detailed accounting of the value of Work performed to date by their design professionals and subcontractors. This accounting will include the names and addresses of their design professionals and subcontractors that have participated, a description of the work each named design professional and subcontractor has performed and the value of work performed by each named design professional and subcontractor.

9.4.2 If the scope of the Program is changed materially, the amount of compensation may be equitably adjusted, if requested in writing, by either the Owner or the Design-Builder.

9.4.3 The Design-Builder will maintain a detailed, itemized, electronic spreadsheet to include identifiable references to the actual expense, in a format allowing readership in Microsoft Office products, of all reimbursable expenses submitted with each application for payment.

9.4.4 Whenever compensation is paid to the Design-Builder on a reimbursable basis, records as to the direct expense will be kept on a generally recognized accounting basis and will be submitted with each invoice.

9.4.5 Any compensation paid pursuant to a not-to-exceed amount will constitute full payment for all costs including, but not limited to, employee benefits, overhead, general administrative costs, profit and all other unallocated expenses.

9.4.6 The Design-Builder agrees to pay each subcontractor under this Contract for satisfactory performance of its agreement no later than 10 days from the receipt of each payment the Design-Builder receives from the Owner. The Design-Builder agrees further to release retainage payments to each subcontractor within 10 days after the subcontractor's work is satisfactorily completed. Any delay or postponement of payment from the above-referenced time frame may occur only for good cause following written notice to the Owner. This clause applies to both W/MBE and non-W/MBE subcontractors.

9.4.7 With each invoice, the Design-Builder will submit an electronic Excel spreadsheet with an updated cash flow projection from the current invoice period through the end of the Program.

**ARTICLE 10  
INSURANCE**

**10.1 DESIGN-BUILDER'S INSURANCE**

10.1.1 Design-Builder must maintain the following limits and coverages uninterrupted or amended through the term of this Contract. In the event the Design-Builder defaults on any of the following requirements, the Owner reserves the right to take whatever actions deemed necessary to protect its interests. Required liability, other than Workers' Compensation/Employer's Liability and Professional Liability, will provide that the Owner, members of the Owner's governing body, and the Owner's officers, volunteers and employees are included as additional insureds. Design-Builder shall require that all subcontractors and subconsultants maintain insurance meeting all the requirements stated herein (except for professional liability insurance and environmental impairment insurance) with the sole exception that the Design-Builder shall determine the applicable limits of coverage and deductible amounts for its subcontractors and subconsultants and have all applicable policies endorsed to name the Owner, members of the Owner's governing body, and the Owner's officers, volunteers and employees named Additional Insureds.

10.1.2 Workers' Compensation / Employer's Liability Insurance

The minimum limits of insurance (inclusive of any amount provided by an umbrella or excess policy) are:

Part One:	"Statutory"
Part Two:	
Each Accident	\$1,000,000
Disease - Policy Limit	\$1,000,000
Disease - Each Employee	\$1,000,000

### 10.1.3 Commercial General Liability Insurance

The minimum limits of insurance (inclusive of any amounts provided by an umbrella or excess policy) without exclusion for independent contractors, XCU, or broad form property damage, covering the work performed pursuant to this Contract will be the amounts specified herein. Coverage will be provided for liability resulting out of, or in connection with, ongoing operations performed by, or on behalf of, the Design-Builder under this Contract or the use or occupancy of Owner premises by, or on behalf of, the Design-Builder in connection with this Contract. Coverage shall be provided on a form no more restrictive than ISO Form CG 00 01. Coverage for Products and Completed Operations shall remain in force for a period of ten years following substantial completion of the design phase in the amount of \$10,000,000. Additional insured coverage shall be provided on a form no more restrictive than ISO Form CG 20 10 10 01 and CG 20 37 10 01.

#### Contract Specific

General Aggregate	\$10,000,000
Each Occurrence	\$10,000,000
Personal and Advertising Injury Each Occurrence	\$10,000,000
Products and Completed Operations Aggregate	\$10,000,000

### 10.1.4 Business Auto Liability Insurance

Coverage will be provided for all owned, hired and non-owned vehicles. Coverage shall be provided on a form no more restrictive than ISO Form CA 00 01.

The minimum limits of insurance, inclusive of any amounts provided by an umbrella or excess policy, covering the work performed pursuant to this Contract are:

Each Occurrence - Bodily Injury and Property Damage Combined	\$5,000,000
--	-------------

### 10.1.5 Professional Liability

Such insurance will be maintained throughout the Program and for ten years following substantial completion of the design phase by the Design-Builder. Any deductible amount over \$50,000 must be approved in writing by the Owner. This policy shall be endorsed to include contractual liability. Coverage will include all work of the Design-Builder, including but not limited to, areas with possible environmental impact, without any exclusions, unless approved in writing by the Owner. Coverage shall remain in force for a period of ten years following substantial completion of the design phase in the amount of \$10,000,000. The limits of coverage will not be less than:

Each Claim	\$10,000,000
Annual Aggregate	\$10,000,000

10.1.6 Environmental Impairment (Pollution) Liability:

Proof of such insurance will be required during this Contract if determined by the Owner that circumstances warrant this coverage. Design-Builder agrees to show proof of coverage, without asbestos abatement exclusion, which arises out of, or in connection with, work or occupancy of Owner property in the Design-Builder's performance under this Contract. Coverage shall remain in force for a period of ten years following substantial completion of the design phase in the amount of \$2,000,000. The limits of coverage will not be less than:

Each Occurrence	\$2,000,000
Annual Aggregate	\$2,000,000

10.1.7 Waiver of Subrogation

The Design-Builder, for itself and on behalf of its insurers, to the fullest extent permitted by law without voiding the insurance required by the contract, waives all rights against the Owner, members of Owner's governing body and the Owner's officers, volunteers and employees, for damages or loss to the extent covered and paid for by any insurance maintained by the Design-Builder.

10.1.8 Conditions of Acceptance

The insurance maintained by Design-Builder must conform at all times with Attachment 2, the Authority's Standard Procedure S250.06, Contractual Insurance Terms and Conditions, which may be amended from time to time.

**ARTICLE 11  
INDEMNITY**

11.1 To the maximum extent permitted by Florida law, in addition to Design-Builder's obligation to provide pay for and maintain insurance as set forth elsewhere in this Contract, Design-Builder will indemnify and hold harmless the Owner, its members, officers, agents, employees, and volunteers from any and all liabilities, suits, claims, expenses, losses, costs, royalties, fines and damages (including but not limited to claims for attorney's fees and court costs) caused in whole or in part by the:

1. Presence on, use or occupancy of Owner property;
2. Acts, omissions, negligence (including professional negligence and malpractice), recklessness, intentional wrongful conduct, activities, or operations;
3. Any breach of the terms of this Contract;
4. Performance, non-performance or purported performance of this Contract;

5. Violation of any law, regulation, rule or ordinance;
6. Infringement of any patent, copyright, trademark, trade dress or trade secret rights; and/or
7. Contamination of the soil, groundwater, surface water, storm water, air or the environment by fuel, gas, chemicals or any other substance deemed by the Environmental Protection Agency or other regulatory agency to be an environmental contaminant

by the Design-Builder or the Design-Builder's officers, employees, agents, volunteers, subcontractors, invitees, or any other person whether the liability, suit, claim, expense, loss, cost, fine or damages is caused in part by an indemnified party. This indemnity obligation expressly applies, and shall be construed to include, any and all claim(s) caused in part by the negligence, acts, or omissions of the Owner, its members, officers, agents, employees, and volunteers.

11.2 In addition to the duty to indemnify and hold harmless, Design-Builder will have the separate and independent duty to defend the Owner, its members, officers, agents, employees, and volunteers from all suits, claims or actions of any nature seeking damages, equitable or injunctive relief, expenses, losses, costs, royalties, fines or attorney's fees in the event the suit, claim, or action of any nature arises in whole or in part from the:

1. Presence on, use or occupancy of Owner property;
2. Acts, omissions, negligence (including professional negligence and malpractice), recklessness, intentional wrongful conduct, activities, or operations;
3. Any breach of the terms of this Contract;
4. Performance, non-performance or purported performance of this Contract;
5. Violation of any law, regulation, rule or ordinance;
6. Infringement of any patent, copyright, trademark, trade dress or trade secret rights; and/or
7. Contamination of the soil, groundwater, surface water, storm water, air or the environment by fuel, gas, chemicals or any other substance deemed by the Environmental Protection Agency or other regulatory agency to be an environmental contaminant

by the Design-Builder or the Design-Builder's officers, employees, agents, volunteers, subcontractors, invitees, or any other person directly or indirectly employed or utilized by the Design-Builder regardless of whether it is caused in part by the Owner, its members, officers, agents, employees, or volunteers. This duty to defend exists immediately upon presentation of written notice of a suit, claim or action of any nature to the Design-Builder by a party entitled to a defense hereunder. This duty to defend obligation expressly applies, and shall be construed to include, any and all claim(s) caused in part by the negligence, acts, or omissions of the Owner, its members, officers, agents, employees, and volunteers.



- 11.3 If the above indemnity or defense provisions or any part of the above indemnity or defense provisions are limited by Fla. Stat. § 725.06(2)-(3) or Fla. Stat. § 725.08, then with respect to the part so limited, Design-Builder agrees to the following: To the maximum extent permitted by Florida law, Design-Builder will indemnify and hold harmless the Owner, its members, officers, agents, employees, and volunteers from any and all liabilities, damages, losses, and costs, including, but not limited to, reasonable attorneys' fee, to the extent caused by the negligence, recklessness, or intentional wrongful conduct of the Design-Builder and persons employed or utilized by the Design-Builder in the performance of this Contract.
- 11.4 If the above indemnity or defense provisions or any part of the above indemnity or defense provisions are limited by Fla. Stat. § 725.06(1) or any other applicable law, then with respect to the part so limited the monetary limitation on the extent of the indemnification shall be the greater of the (i) monetary value of this Contract, (ii) coverage amount of Commercial General Liability Insurance required under this Contract or (iii) \$1,000,000.00. Otherwise, the obligations of this Article will not be limited by the amount of any insurance required to be obtained or maintained under this Contract.
- 11.5 Design-Builder's obligations to defend and indemnify as described in this Article will survive the expiration or earlier termination of this Contract until it is determined by final judgment that any suit, claim or other action against the Owner, its members, officers, agents, employees, and volunteers is fully and finally barred by the applicable statute of limitations or repose.
- 11.6 Nothing in this Article or Contract will be construed as a waiver of any immunity from or limitation of liability the Owner, or its members, officers, agents, employees, and volunteers may have under the doctrine of sovereign immunity under common law or statute.
- 11.7 The Owner and its members, officers, agents, employees, and volunteers reserve the right, at their option, to participate in the defense of any suit, without relieving Design-Builder of any of its obligations under this Article.
- 11.8 If the above Article 11.1-11.7 or any part of Article 11.1-11.7 is deemed to conflict in any way with any law, the Article or part of the Article will be considered modified by such law to remedy the conflict.

## **ARTICLE 12 SUCCESSORS AND ASSIGNS**

- 12.1 The Owner and Design-Builder respectively bind themselves, their partners, successors, assigns and legal representatives to the other party to this Contract and to the partners, successors, and assigns of such other party with respect to the covenants of this Contract.

- 12.2 Except as hereinafter provided, neither party to this Contract will assign or sublet this Contract, in whole or in part, without the written consent of the other, nor will the Design-Builder assign any monies due, or to become due, hereunder without the previous written consent of the Owner. If the Design-Builder attempts to make such assignment or sublet without such consent, the Design-Builder will nevertheless remain legally responsible for all obligations under this Contract.
- 12.3 The Owner reserves the right to transfer its interests herein to any other governmental body authorized by law to operate the airport.

**ARTICLE 13  
TRUTH IN NEGOTIATIONS**

The Design-Builder certifies that the wage rates and other factual unit costs supporting the compensation described herein are accurate, complete and current as of the date of this Contract, and that the original compensation and any additions thereto will be adjusted to exclude any significant sums where the Owner determines the lump sum amount was increased due to inaccurate, incomplete or non-current wage rates and other factual unit costs. All such Contract adjustments must be made within one year following the end of this Contract.

**ARTICLE 14  
PROHIBITION AGAINST CONTINGENT FEES**

The Design-Builder warrants that Design-Builder has not employed or retained any company or person, other than a bona fide employee working solely for the Design-Builder, to solicit or secure this Contract, and that the Design-Builder has not paid or agreed to pay any person, company, corporation, individual or firm, other than a bona fide employee working solely for the Design-Builder, any fee, commission, percentage, gift, or other consideration, contingent upon or resulting from the award or making of this Contract. If the Owner finds that Design-Builder violates this provision, the Owner may terminate this Contract without liability and, at its discretion, deduct from this Contract, or otherwise recover from Design-Builder, the full amount of any fee, commission, percentage, gift, or consideration.

**ARTICLE 15  
PROHIBITED INTEREST**

The following provision is made a part of this Contract and will be inserted in each of the Design-Builder's subcontracts:

"No member, officer, or employee of the Hillsborough County Aviation Authority during their tenure or for two years thereafter will have any interest, direct or indirect, in this Contract or the proceeds thereof."

**ARTICLE 16  
CONTRACT MADE IN FLORIDA**

This Contract has been made in and will be construed in accordance with the laws of the State of Florida.

**ARTICLE 17  
PUBLIC ENTITY CRIME CERTIFICATION**

A person or affiliate who has been placed on the convicted vendor list following a conviction for a public entity crime may not submit a bid on a contract to provide any goods or services to a public entity, may not submit a bid on a contract with a public entity for the construction or repair of a public building or public work, may not submit bids on leases of real property to a public entity, may not be awarded or perform work as a Design-Builder, supplier, subcontractor, or consultant under a contract with any public entity, and may not transact business with any public entity in excess of the threshold amount provided in Section 287.017, Florida Statutes for CATEGORY TWO for a period of 36 months from the date of being placed on the convicted vendor list.

**ARTICLE 18  
NON-DISCRIMINATION**

18.1 During the performance of this Contract, the Design-Builder, for itself, its assignees and successors in interest, agrees as follows:

18.1.1 The Design-Builder will comply with the regulations relative to non-discrimination in federally assisted programs of the Department of Transportation (DOT) Title 49, Code of Federal Regulations, Part 21, as amended from time to time (hereinafter referred to as the Regulations), which are incorporated herein by reference and made a part of this Contract.

18.1.2 Civil Rights. The Design-Builder, with regard to the work performed by it under the Contract, will not discriminate on the grounds of race, color, or national origin in the selection and retention of subcontractors, including procurements of materials and leases of equipment. Design-Builder will not participate directly or indirectly in the discrimination prohibited by the Acts and the Regulations, including employment practices when the Contract covers any activity, project, or program set forth in Appendix B of 49 CFR part 21. During the performance of this Contract, Design-Builder, for itself, its assignees, and successors in interest agrees to comply with the following nondiscrimination statutes and authorities, including but not limited to:

18.1.2.1 Title VI of the Civil Rights Act of 1964 (42 U.S.C. § 2000d et seq., 78 stat. 252), (prohibits discrimination on the basis of race, color, national origin);

18.1.2.2 49 CFR part 21 (Non-discrimination In Federally-Assisted Programs of The Department of Transportation—Effectuation of Title VI of The Civil Rights Act of 1964);

18.1.2.3 The Uniform Relocation Assistance and Real Property Acquisition Policies Act of 1970, (42 U.S.C. § 4601), (prohibits unfair treatment of persons displaced or whose property has been acquired because of Federal or Federal-aid programs and projects);

18.1.2.4 Section 504 of the Rehabilitation Act of 1973, (29 U.S.C. § 794 et seq.), as amended, (prohibits discrimination on the basis of disability); and 49 CFR part 27;

18.1.2.5 The Age Discrimination Act of 1975, as amended, (42 U.S.C. § 6101 et seq.), (prohibits discrimination on the basis of age);

18.1.2.6 Airport and Airway Improvement Act of 1982, (49 USC § 471, Section 47123), as amended, (prohibits discrimination based on race, creed, color, national origin, or sex);

18.1.2.7 The Civil Rights Restoration Act of 1987, (PL 100-209), (Broadened the scope, coverage and applicability of Title VI of the Civil Rights Act of 1964, The Age Discrimination Act of 1975 and Section 504 of the Rehabilitation Act of 1973, by expanding the definition of the terms “programs or activities” to include all of the programs or activities of the Federal-aid recipients, sub-recipients and contractors, whether such programs or activities are Federally funded or not);

18.1.2.8 Titles II and III of the Americans with Disabilities Act of 1990, which prohibit discrimination on the basis of disability in the operation of public entities, public and private transportation systems, places of public accommodation, and certain testing entities (42 U.S.C. §§ 12131 – 12189) as implemented by Department of Transportation regulations at 49 CFR parts 37 and 38;

18.1.2.9 The Federal Aviation Administration’s Non-discrimination statute (49 U.S.C. § 47123) (prohibits discrimination on the basis of race, color, national origin, and sex);

18.1.2.10 Executive Order 12898, Federal Actions to Address Environmental Justice in Minority Populations and Low-Income Populations, which

ensures nondiscrimination against minority populations by discouraging programs, policies, and activities with disproportionately high and adverse human health or environmental effects on minority and low-income populations;

18.1.2.11 Executive Order 13166, Improving Access to Services for Persons with Limited English Proficiency, and resulting agency guidance, national origin discrimination includes discrimination because of limited English proficiency (LEP). To ensure compliance with Title VI, Design-Builder must take reasonable steps to ensure that LEP persons have meaningful access to Design-Builder's programs (70 Fed. Reg. at 74087 to 74100); and

18.1.2.12 Title IX of the Education Amendments of 1972, as amended, which prohibits Design-Builder from discriminating because of sex in education programs or activities (20 U.S.C. 1681 et seq).

- 18.1.3 In all solicitations either by competitive bidding or negotiation made by the Design-Builder for work to be performed under a subcontract, including procurement of materials or leases of equipment, each potential subcontractor or supplier must be notified by the Design-Builder of the Design-Builder's obligations under this Contract and the Regulations relative to nondiscrimination on the grounds of race, color or national origin.
- 18.1.4 The Design-Builder will provide all information and reports required by the Regulations or directives issued pursuant thereto and must permit access to its books, records, accounts, other sources of information and its facilities as may be determined by the Owner or the Federal Aviation Administration (FAA) to be pertinent to ascertain compliance with such Regulations, orders and instructions. Where any information required of Design-Builder is in the exclusive possession of another who fails or refuses to furnish this information, the Design-Builder will so certify to the Owner or the FAA, as appropriate, and will set forth what efforts it has made to obtain the information.
- 18.1.5 In the event of the Design-Builder's non-compliance with the non-discrimination provisions of this Contract, the Owner will impose such contractual sanctions as it or the FAA may determine to be appropriate, including, but not limited to, withholding of payments to the Design-Builder under this Contract until the Design-Builder complies, and/or cancellation, termination or suspension of this Contract, in whole or in part.
- 18.1.6 The Design-Builder will include the provisions of Paragraphs 18.1.1 through 18.1.5 in every subcontract and subconsultant contract, including procurement of materials and leases of equipment, unless exempt by the

Regulations or directives issued pursuant thereto. The Design-Builder will take such action with respect to any subcontract or procurement as the Owner or the FAA may direct as a means of enforcing such provisions, including sanctions for non-compliance. Provided, however, that in the event the Design-Builder becomes involved in or is threatened with litigation with a subcontractor or supplier as a result of such direction, the Design-Builder may request the Owner to enter into such litigation to protect the interests of the Owner and, in addition, the Design-Builder may request the United States to enter into such litigation to protect the interests of the United States.

- 18.1.7 Design-Builder assures that, in the performance of its obligations under this Contract, it will fully comply with the requirements of 14 CFR Part 152, Subpart E (Non-Discrimination in Airport Aid Program), as amended from time to time, to the extent applicable to Design-Builder, to ensure, among other things, that no person will be excluded from participating in any activities covered by such requirements on the grounds of race, creed, color, national origin, or sex. Design-Builder, if required by such requirements, will provide assurances to the Owner that Design-Builder will undertake an affirmative action program and will require the same of its subconsultants.

## **ARTICLE 19**

### **WOMAN AND MINORITY OWNED BUSINESS ENTERPRISE (W/MBE) ASSURANCES**

- 19.1 It is the policy of the Owner that W/MBEs, as defined in the Owner's W/MBE Policy and Program, will have full and fair opportunities to compete for and participate in the performance of non-federally funded contracts or in the purchase of goods and services procured by the Owner. Consequently, the W/MBE requirements and the Owner's W/MBE Policy and Program will apply to this Contract and are made a part hereof.

- 19.1.1 The Design-Builder and any subcontractor of the Design-Builder will not discriminate on the basis of race, color, national origin, or sex in the performance of the Contract. The Design-Builder will carry out applicable requirements of the Owner's W/MBE Policy and Programs in the award and administration of contracts. Failure by the Design-Builder to carry out these requirements is a material breach of the Contract, which may result in the termination of the Contract or such other remedy as the Owner deems appropriate which may include, but not limited to:

19.1.1.1 Withholding monthly progress payments;

19.1.1.2 Assessing sanctions;

19.1.1.3 Liquidated damages; and/or

19.1.1.4 Disqualifying the contractor from future bidding as non-responsible.

19.1.2 The Design-Builder agrees that it will not discriminate against any business owner because of the owner's race, color, national origin, or sex in connection with the award or performance of any contract, management contract, or subcontract, purchase or lease contract.

19.1.3 The Design-Builder agrees to include the statements in paragraphs (1) and (2) above in any subsequent contract or contract that it enters and cause those businesses to similarly include the statements in further contracts.

19.2 The Design-Builder agrees to ensure that W/MBEs, as defined in the Owner's W/MBE Policy and Program, have the maximum opportunity to participate in the performance of this Contract, and the Design-Builder will take all necessary and reasonable steps in accordance therewith to ensure that W/MBEs have the maximum opportunity to compete for and perform subcontracts.

19.3 W/MBE Goals. In compliance with the Owner's W/MBE Policy and Program, the Design-Builder's minimum W/MBE commitment is established as the sum total of the verified Letter(s) of Intent for each portion of the Program submitted with their response. The W/MBE goal stated below is the sum total of the certified W/MBE's listed in the Design-Builder's fee and scope proposal which is attached hereto and which will be enforceable under the terms of this Contract. The Design-Builder will demonstrate that they will subcontract to certified W/MBEs at least 17.1% of the total dollar amount earned on the design phase of the Program.

19.4 All W/MBEs interested in participating in contracting/subcontracting opportunities must be certified as eligible W/MBEs before said business enterprises begins their portion of the Contract work. Only certified W/MBEs will count toward the W/MBE goal. If the Design-Builder fails to achieve the W/MBE expectancy stated herein, it will be required to provide documentation demonstrating that it made good faith efforts in attempting to do so.

19.5 W/MBE Termination and Substitution: The Design-Builder will not terminate a W/MBE for convenience without the Owner's prior written consent. If a W/MBE is terminated by the Design-Builder with the Owner's consent or because of the W/MBE's default, then the Design-Builder must make a good faith effort, in accordance with the requirements of the Owner's W/MBE Policy and Program, to find another W/MBE to substitute for the original W/MBE to provide the same amount of W/MBE participation.

19.6 Reporting Requirements: The Design-Builder agrees that, within 15 days after the expiration of each calendar month during the term of the Contract beginning on the

effective date of the Contract, it will provide a W/MBE Utilization Activity report to the Owner's Business Diversity Manager reflecting, as applicable, in a form acceptable to the Owner, the Design-Builder's total dollar value received under the Contract for the applicable period and the amount expended for the purchase of goods and services from each W/MBE firm during that period, calculated in accordance with the requirements of the Owner's W/MBE Policy and Program.

19.7 Monitoring: The Owner will monitor the compliance and good faith efforts of the Design-Builder in meeting these requirements. The Owner will have access to the necessary records to examine such information as may be appropriate for the purpose of investigating and determining compliance with this subsection, including, but not limited to, records, records of expenditures, contracts between the Design-Builder and the W/MBE participant, and other records pertaining to the W/MBE participation plan, which the Design-Builder will maintain for a minimum of three years following the end of the Contract. Opportunities for W/MBE participation will be reviewed prior to the exercise of any renewal, extension or material amendment of the Contract to consider whether an adjustment in the W/MBE requirement is warranted. Without limiting the requirements of the Contract, the Owner reserves the right to review and approve all subleases or subcontracts utilized by the Design-Builder for the achievement of these goals.

19.8 Design-Builder agrees to indemnify the Owner from the loss of any funds or other damages that may result from Design-Builder's failure to achieve the W/MBE goals set forth herein or to establish a good faith effort to do so, including attorneys' fees and costs associated with said failure by Design-Builder or good faith investigation by Owner. Failure of Design-Builder to make a good faith effort to achieve W/MBE goals will be a material breach of this Contract. The determination of whether Design-Builder's efforts were made in good faith will be made by the Owner. At 50% completion, a plan of action properly reflecting anticipated W/MBE achievement of the commitment is required to be submitted to the Owner.

19.9 In the event of the Design-Builder's non-compliance with the Owner's W/MBE Policy and Program, failure to meet the prescribed W/MBE goal set forth in this Contract, or failure to establish a good faith effort to do so, the Owner will impose such contract sanctions as the Owner may determine to be appropriate, including but not limited to:

19.9.1 Withholding of payments to the Design-Builder under this Contract until the Design-Builder complies; and/or

19.9.2 Assessing sanctions; and/or

19.9.3 Liquidated damages; and/or

19.9.4 Cancellation, termination or suspension of this Contract in whole or in part; and/or



- 19.9.3 Suspension or debarment of Design-Builder from eligibility to contract with the Owner in the future or to receive bid packages or request for qualification (RFQ) packages, pursuant to the Owner's Policy P414, Suspension/Debarment of Contractors.

**ARTICLE 20**  
**PROHIBITION AGAINST CONTRACTING WITH SCRUTINIZED COMPANIES**

This Contract will be terminated in accordance with Florida Statute Section 287.135(3) if it is found that the Design-Builder submitted a false Scrutinized Company Certification as provided in Florida Statute Section 287.135(5) or has been placed on the Scrutinized Companies with Activities in Sudan List, the Scrutinized Companies with Activities in the Iran Petroleum Energy Sector List, or the Scrutinized Companies that Boycott Israel List, created pursuant to Florida Statute Section 215.473, or has been engaged in business operations in Syria.

**ARTICLE 21**  
**E-VERIFY REQUIREMENT**

In accordance with the State of Florida, Office of the Governor, Executive Order Number 11-116 (Verification of Employment Status), all agencies under the direction of the Governor are to include as a condition of all state contracts for the provision of goods or services to the state in excess of nominal value, an express requirement that contractors utilize the U.S. Department of Homeland Security's E-Verify system to verify the employment eligibility of all new employees hired by the contractor during the contract term, and an express requirement that contractors include in such subcontracts the requirement that subcontractors performing work or providing services pursuant to the state contract utilize the E-Verify system to verify the employment eligibility of all new employees hired by the subcontractor during the contract term. Any projects with Florida Department of Transportation (FDOT) funding will contain this assurance as a condition for any new Joint Participation Agreements dated after January 4, 2011. The Design-Builder will verify all of their new employees and will require that their subcontractors verify all of their new employees in accordance with the E-verify requirements set out above.

**ARTICLE 22**  
**COMPLETE CONTRACT**

This Contract represents the entire agreement between the Owner and the Design-Builder and supersedes all prior negotiations, representations or agreements, either written or oral. This Contract may be amended only by written instrument signed by both the Owner and the Design-Builder.

**ARTICLE 23  
NO WAIVER**

The failure of the Owner to enforce at any time or for any period of time any one or more of the provisions of this Contract will not be construed to be and will not be a waiver of any such provision or provisions or of its right thereafter to enforce each and every such provision.

**ARTICLE 24  
NO EQUITABLE ADJUSTMENT**

Design-Builder's remedies are limited to those remedies specified herein. To the fullest extent permitted by law, Design-Builder agrees that it is not entitled nor will it seek equitable adjustment of any of the terms of this Contract including but not limited to Contract time and compensation. This provision shall take precedence over any conflicting Contract provisions.

[THE REMAINDER OF THE PAGE LEFT INTENTIONALLY BLANK]

**ARTICLE 25  
CONTRACT**

This Contract entered into as of the day and year first written above.

IN WITNESS WHEREOF, the parties hereto have set their hands and corporate seals by their proper officers, duly authorized to do so.

By the Design-Builder this \_\_\_\_\_ day of \_\_\_\_\_, 2018.

ATTEST:

**HENSEL PHELPS CONSTRUCTION CO.**

\_\_\_\_\_

By: \_\_\_\_\_

Title: \_\_\_\_\_

Print Name

\_\_\_\_\_  
Print Address  
\_\_\_\_\_  
\_\_\_\_\_

Signed, sealed, and delivered  
in the presence of:

\_\_\_\_\_  
Witness

\_\_\_\_\_  
Print Name

\_\_\_\_\_  
Witness

\_\_\_\_\_  
Print Name

**Notary for Hensel Phelps Construction Co.**

**STATE OF** \_\_\_\_\_

**COUNTY OF** \_\_\_\_\_

The foregoing instrument was acknowledged before me this \_\_\_\_ day of \_\_\_\_\_, 2018,  
by \_\_\_\_\_ in the capacity of \_\_\_\_\_,  
of \_\_\_\_\_ a \_\_\_\_\_  
(Name of organization or company, if any) (Corporation / Partnership / Sole Proprietor / Other)  
on \_\_\_\_\_ behalf. \_\_\_\_\_  
(Its / His / Her) (They are / He is / She is) (Personally known to me /not personally known to me)  
\_\_\_\_\_ and \_\_\_\_\_ take an oath.  
and has produced the following document of identification) (they / he / she) (did / did not)

(Seal of Notary)

\_\_\_\_\_  
Signature of Notary

By the Authority this 7th day of June, 2018.

**HILLSBOROUGH COUNTY AVIATION AUTHORITY**

*(Affix Corporate Seal)*

By: \_\_\_\_\_  
Robert I. Watkins, Chairman

**ATTEST:**

\_\_\_\_\_  
Victor D. Crist, Secretary

Signed, sealed, and delivered  
in the presence of:

\_\_\_\_\_  
Witness

\_\_\_\_\_  
Print Name

\_\_\_\_\_  
Witness

\_\_\_\_\_  
Print Name

**APPROVED AS TO FORM FOR LEGAL  
SUFFICIENCY:**

By: \_\_\_\_\_  
Michael Kamprath, Assistant General Counsel

**Notary for Hillsborough County Aviation Authority**

**STATE OF FLORIDA  
COUNTY OF HILLSBOROUGH**

The foregoing instrument was acknowledged before me this \_\_\_\_ day of \_\_\_\_\_, 2018, by Robert I. Watkins, in the capacity of Chairman, and by Victor D. Crist in the capacity of Secretary, Hillsborough County Aviation Authority, an independent special district under the laws of the State of Florida, on its behalf. They are personally known to me and they did not take an oath.

\_\_\_\_\_  
Signature of Notary

\_\_\_\_\_  
Print, Type, or Stamp Commissioned Name of Notary



## HENSEL PHELPS

Plan. Build. Manage.

6557 Hazeltine National Drive, Suite One  
Orlando, FL 32822  
407.856.2400  
407.856.6111 FAX

May 25, 2018

Mr. Tom Thalheimer  
Manager of Procurement  
Authority at Tampa International Airport  
4160 George J. Bean Parkway, Suite 2400  
Administrative Building, Second Level, Red Side  
Tampa FL 33607

**Subject: Part 1 Agreement Proposal-Final**  
Project Nos. 8200 18, 8205 18, 8900 18, 8230 18 and 8310 19  
Main Terminal Curbside Expansion

Dear Mr. Thalheimer:

Enclosed please find Hensel Phelps Final Revised Part 1 Agreement Proposal. This is our final product as a result of our discussions during the week of 5/21/18.

We have included all of the files as part of this final submission. In summary, the folders are organized as described below.

- 1) Scope Narrative.
- 2) Summary Fee Estimate
- 3) Detailed Fee Estimate
- 4) Back up for each firm including their Rates, Overhead and Reimbursables.
- 5) Clarifications
- 6) Roles and responsibility narrative and matrix
- 7) Staffing plan

If you have any questions, please contact me at 407.416.1583.

Sincerely,

HENSEL PHELPS CONSTRUCTION CO.



Joseph A. Giunta  
Program Director

# **HCAA Project: Main Terminal Curbside Expansion Blue Side**

**Project No. 8230-18-BSC**

## **Scope of Work**

This project involves improvements to the Main Terminal Curbside Expansion Blue Side consisting of the following components:

- Demolition of the following items: Blue Side rental car customer service building, pedestrian walkways entering the Main Terminal ticketing Level, transfer level and baggage level, oversized vehicle parking lot and associated structure on East side of existing RAC and water fountain plazas on the baggage Claim Level. We will study the pedestrian walkways to select the proper access.
- Development of a new curbside vertical circulation building, south of the existing curbside roadways, which provides passenger access from new outer curb “Express curbside” to the transfer level of the main terminal building. This vertical circulation building will include restrooms at the arrival level.
- Development of new four-lane “express curbside” at grade arrival level and elevated departure level curbside roadways with full weather canopy over the departure curbside road.
- Modifications to the short-Term Parking Garage entry plaza, the parking access revenue control system and associated merges to/from the Blue Side curbside roadways. It is anticipated that much of the short term toll plaza structure will be relocated, not redesigned and completely rebuilt.
- Renovation/reconstruction to portions of the Blue Side Main Terminal Transfer Level, Authority Offices and a new consolidated pedestrian walkway and bridge from the Main Terminal Transfer Level to the Long-Term Parking Garage to create the necessary pedestrian circulation and concession/unassigned spaces. We will study options for the single bridge concept.
  - The east and west modules of the HCAA offices of Suite B (on outboard sides of the existing public circulation to long term garage) will not be impacted by the Phase 2 work and therefore NOT IN SCOPE.
  - The middle module of office space (of suite B) will be directly impacted.
    - The DB team will fully design all public areas.

The remaining currently unassigned space will be designed as generic “white spaces” (concrete floor, perimeter walls, no ceiling) and stubbed in with electrical power and HVAC systems other code required systems for future use by others. *(Upon completion of the Gateway office building project, HCAA offices will be relocated):*

- New public areas required in relation to the new Lobby Building vertical circulation (escalators, elevators, etc.) will be in scope and will include interior finishes to complement the existing adjacent public area.
- Development of landscaped areas at grade in the area around the arrival curbside roadway
- Signage and wayfinding leading to/from new Blue Side curbside on the George J. Bean Parkway which may have dynamic signage technology.

- New signage and wayfinding to be included throughout the Blue side including the vertical circulation building, Long Term Parking Garage, Transfer level.
- Addition of new signage structures (if required) over George Bean Parkway for new wayfinding to specifically to direct drivers to the new curbsides. Any augmentation (new message signs) required at existing signs or sign structures to direct drivers to the new curbsides, will be the responsibility of the design build team responsible for the widening the George Bean Parkway Project.

**Design Services for this project will include:**

- Surveying
- Subsurface utility investigations
- Geotechnical engineering
- Lidar scanning and GPR investigations
- Demolition design
- Architectural design
- Architectural lighting design
- Roadway design
- Structural (buildings and elevated roadways) engineering
- Civil engineering
- Utilities engineering
- Mechanical engineering
- Electrical engineering
- Sustainability design
- Fire protection system engineering
- Plumbing engineering
- Signage design
- Interior design
- IT / Low Voltage systems design
- Security access control/CCTV design
- Telephone, data wiring and wireless networks
- PARCS (toll plaza technology)
- Public address system
- Landscape design
- Design Scheduling

**Preconstruction Services for this project will include:**

- Review of the Master Plan
- Manage the Site Survey process
- Outreach events and communication with potential subcontractors
- Estimating
- Bid Package Development
- Purchasing of subcontractors and vendors
- Scheduling
- Constructability Reviews
- Development of Safety and Quality Control Plans
- VDC/BIM management and coordination
- Communication/Status Updates/Meetings with the Authority
- Internal and External Coordination
- Quality Control reviews of design deliverables
- Prepare for construction, mobilization, planning, etc.

**30% Design**

The 30% design will include Design Build Team studies for evaluation by HCAA to select a single alternative to move forward into the next design phases. For the Main Terminal Curb Expansion Blue-Side project the studies will include:

- The final and best configuration for the interior public circulation and “future “white” spaces from the long-term parking garage through to the Blue Side vertical circulation lobby building and into the main terminal transfer level.
- Final configurations of merges (entry and exit) to George Bean Parkway
- Architectural design alternatives for the blue side canopy and vertical circulation building
- Architectural alternatives for the vertical circulation building, including potential architectural lighting schemes to enhance the design.

The best solutions will be selected during 30% design.

Other 30% design and preconstruction tasks include:

- Meetings
- Meeting minutes
- Design schedule development
- PPT presentations
- Renderings
- BIM Revit model set up
- 30% Basis of design report
- Stakeholder questionnaires, surveys and meetings
- Development of Program Requirements based upon stakeholder and airport input
- Evaluate tenant’s needs and relocation possibilities

5/22/2018



- Data collection (site surveys, site observation walks, lidar, GPR , circuit tracing, utility capacity testing, and other)
- Existing conditions BIM model and data collection
- Budget verification
- Set up project cost estimate within the model
- Develop project accounting procedures
- Develop solicitation list for subcontractors and vendors
- Outreach events to educate the community
- Develop the project schedule
- Develop the project safety plan
- Develop the project quality control plan
- Develop the scope for the Enabling work and associated bid packages
- Develop criteria compliance log
- Develop design action log
- 30% Architectural design including renderings
- 30% bldg structural design
- 30% MEP and FP design
- 30% electrical design
- 30% IT/low voltage design
- 30% signage design
- 30% elevated roadway civil structures design
- 30% roadways layout design (vertical and horizontal curve geometries)
- 30% MOT Phasing plans
- 30% civil design
- 30% drainage design
- Existing subsurface utilities condition model
- 30% new / relocated utilities design
- 30% landscaping design
- QA/QC reports

## **60% Design**

- Meetings
- Meeting minutes
- Design schedule maintenance
- PPT presentations
- Renderings
- BIM Revit model maintenance
- Estimating in real time within the model
- Outreach events to educate the community
- Finalize solicitation list for subcontractors and vendors
- Develop prequalification packages for subcontractors and vendors

5/22/2018

- Develop bid packages
- Maintain and expand the project schedule
- Maintain and expand the project safety plan
- Maintain and expand the project quality control plan
- Maintain criteria compliance log
- Maintain design action log
- 60% Basis of design report
- 60% Architectural design
- 60% Architectural material boards
- 60% bldg structural design
- 60% MEP and FP design
- 60% electrical design
- 60% IT/low voltage design
- 60% signage design
- 60% elevated roadway civil structures design
- 60% roadways layout design (vertical and horizontal curve geometries)
- 60% MOT phasing plans
- 60% civil design
- 60% drainage design
- 60% new / relocated utilities design
- 60% landscaping design
- Outline specifications
- QA/QC reports

### **90% Design**

- Meetings
- Meeting minutes
- Design schedule maintenance
- PPT presentations
- Renderings
- BIM Revit model maintenance
- Estimating in real time within the model
- Prebid meetings
- Out to bid on packages
- Maintain and expand the project schedule
- Maintain and expand the project safety plan
- Maintain and expand the project quality control plan
- Maintain criteria compliance log
- Maintain design action log
- 90% Basis of design report
- 90% Architectural design

5/22/2018

- 90% Architectural material boards
- 90% bldg structural design
- 90% MEP and FP design
- 90% electrical design
- 90% IT/low voltage design
- 90% signage design
- 90% elevated roadway civil structures design
- 90% roadways layout design (vertical and horizontal curve geometries)
- 90% MOT Phasing plans
- 90% civil design
- 90% drainage design
- 90% new / relocated utilities design
- 90% landscaping design
- 90% specifications
- QA/QC reports

#### **100% Design**

- Meetings
- Meeting minutes
- Design schedule maintenance
- BIM Revit model maintenance
- 100% Basis of design report
- 100% Architectural design
- 100% bldg structural design
- 100% MEP and FP design
- 100% electrical design
- 100% IT/low voltage design
- 100% signage design
- 100% elevated roadway civil structures design
- 100% roadways layout design (vertical and horizontal curve geometries)
- 100% MOT Phasing Plans
- 100% civil design
- 100% drainage design
- 100% new / relocated utilities design
- 100% landscaping design
- 100% specifications
- QA/QC reports

# **HCAA Project: Main Terminal Curbside Expansion Red Side**

**Project No. 8230-18-RSC**

## **Scope of Work**

This project involves improvements to the Main Terminal Curb Expansion Red Side consisting of the following components:

- Demolition of some interior Main terminal transfer level spaces as required to facilitate the new Red Vertical Circulation building construction.
- The Marriott Gallery bridge will not be demolished, the public interior areas of the bridge will not be impacted and are not in scope except for the TSA office area noted below..
- New public areas required in relation to the new Lobby Building vertical circulation (escalators, elevators, etc.) will be in scope and will include interior finishes to complement the existing public area adjacent.
- The existing service elevator will be considered to be repurposed as a utility shaft and will be in scope. This concept will be part of study to ensure this is the best approach.
- The TSA offices and concession just North may be impacted by the Loading Dock building; including a new trash room/chute, elevators and stair. Impacted Airport areas are in scope.
- The TSA office re-layout and design at the gallery bridge is included in our scope.
- Any existing concession offices located in existing northeast transfer level that are impacted by the Phase 2 work (i.e utility runs) will be in scope. This will be minimized.
- Development of a new curbside vertical circulation building, north of the existing curbside roadways, which provides passenger access from new outer curb "Express curbside" to the transfer level of the main terminal building. This vertical circulation building will include restrooms at the arrival level.
- Development of new four-lane "express curbside" at grade arrival level and elevated departure level curbside roadways with full weather canopy over the departure curbside road on the east-end. A smaller canopy will be designed for the departure elevated roadway on the west-end. This canopy will cover the sidewalk area only. It is assumed that the canopy will consist of double column frames.
- No foundations for a future APM / transfer level floor deck are included in the scope
- Renovation/reconstruction to portions of the Main Terminal Transfer Level to create the necessary pedestrian circulation, and concession support.
- Signage and wayfinding of all wayfinding signage leading to/from new red side curbside on the George J. Bean Parkway which may have dynamic signage technology.
- New signage and wayfinding to be included throughout the Red Side including the vertical circulation building and the Transfer level.
- A structural framing retrofit solution to support the existing Marriott Gallery Bridge in place, to maintain the connection of the Main Terminal and to the Marriott Hotel and allow elimination of three columns in conflict with the future Red side drive lanes.
- Development of landscaped areas at grade in the area around the arrival curbside roadway.

- Addition of new signage structures (if required) over George Bean Parkway for new wayfinding to specifically to direct drivers to the new curbsides. Any augmentation (new message signs) required at existing signs or sign structures to direct drivers to the new curbsides, will be the responsibility of the design build team responsible for the widening the George Bean Parkway Project.

Design Services for this project will include:

- Surveying
- Subsurface utility investigations
- Geotechnical engineering
- Lidar scanning and GPR investigations
- Demolition design
- Architectural design
- Architectural lighting design
- Roadway design
- Structural (buildings and elevated roadways) engineering
- Civil engineering
- Utilities engineering
- Mechanical engineering
- Electrical engineering
- Sustainability design
- Fire protection system engineering
- Plumbing engineering
- Signage design
- Interior design
- IT / Low Voltage systems design
- Security access control/CCTV design
- Telephone, data wiring and wireless networks
- Public address system
- Landscape design
- Design Scheduling

Preconstruction Services for this project will include:

- Review of the Master Plan
- Manage the Site Survey process
- Outreach events and communication with potential subcontractors
- Estimating
- Bid Package Development
- Purchasing of subcontractors and vendors
- Scheduling
- Constructability Reviews

5/22/2018

- Development of Safety and Quality Control Plans
- VDC/BIM management and coordination
- Communication/Status Updates/Meetings with the Authority
- Internal and External Coordination
- Quality Control reviews of design deliverables
- Prepare for construction, mobilization, planning, etc.

### **30% Design**

The 30% design will include Design Build Team studies for evaluation by HCAA to select a single alternative to move forward into the next design phases.

For the Main Terminal Curb Expansion Red Side project the studies will include:

- Marriott Gallery Bridge. Create a structural solution to avoid demolishing the gallery bridge and support the existing structure with a new supplemental structural system which would allow the center columns in the way of the Red side roadways to be demolished below the transfer level.
- Architectural alternatives for the vertical circulation building, including potential architectural lighting schemes to enhance the design.

Other 30% design and preconstruction tasks include:

- Meetings
- Meeting minutes
- Design schedule development
- PPT presentations
- Renderings
- BIM Revit model set up
- 30% Basis of design report
- Stakeholder questionnaires, surveys and meetings
- Evaluate tenant's needs and relocation possibilities
- Data collection (site surveys, site observation walks, lidar, GPR , circuit tracing, utility capacity testing, and other)
- Development of Program Requirements based upon stakeholder and airport input
- Existing conditions BIM model and data collection
- Budget verification
- Set up project cost estimate within the model
- Develop project accounting procedures
- Develop solicitation list for subcontractors and vendors
- Outreach events to educate the community
- Develop the project schedule
- Develop the project safety plan
- Develop the project quality control plan

5/22/2018

- Develop the scope for the Enabling work and associated bid packages
- Develop criteria compliance log
- Develop design action log
- 30% Architectural design including renderings
- 30% bldg structural design
- 30% MEP and FP design
- 30% electrical design
- 30% IT/low voltage design
- 30% signage design
- 30% elevated roadway civil structures design
- 30% roadways layout design (vertical and horizontal curve geometries)
- 30% MOT Phasing plans
- 30% civil design
- 30% drainage design
- Existing subsurface utilities condition model
- 30% new / relocated utilities design
- 30% landscaping design
- QA/QC reports

#### **60% Design**

- Meetings
- Meeting minutes
- Design schedule maintenance
- PPT presentations
- Renderings
- BIM Revit model maintenance
- Estimating in real time within the model
- Outreach events to educate the community
- Finalize solicitation list for subcontractors and vendors
- Develop prequalification packages for subcontractors and vendors
- Develop bid packages
- Maintain and expand the project schedule
- Maintain and expand the project safety plan
- Maintain and expand the project quality control plan
- Maintain criteria compliance log
- Maintain design action log
- 60% Basis of design report
- 60% Architectural design
- 60% Architectural material boards
- 60% bldg structural design
- 60% MEP and FP design

5/22/2018

- 60% electrical design
- 60% IT/low voltage design
- 60% signage design
- 60% elevated roadway civil structures design
- 60% roadways layout design (vertical and horizontal curve geometries)
- 60% MOT phasing plans
- 60% civil design
- 60% drainage design
- 60% new / relocated utilities design
- 60% landscaping design
- Outline specifications
- QA/QC reports

### **90% Design**

- Meetings
- Meeting minutes
- Design schedule maintenance
- PPT presentations
- Renderings
- BIM Revit model maintenance
- Estimating in real time within the model
- Prebid meetings
- Out to bid on packages
- Maintain and expand the project schedule
- Maintain and expand the project safety plan
- Maintain and expand the project quality control plan
- Maintain criteria compliance log
- Maintain design action log
- 90% Basis of design report
- 90% Architectural design
- 90% Architectural material boards
- 90% bldg structural design
- 90% MEP and FP design
- 90% electrical design
- 90% IT/low voltage design
- 90% signage design
- 90% elevated roadway civil structures design
- 90% roadways layout design (vertical and horizontal curve geometries)
- 90% MOT Phasing plans
- 90% civil design
- 90% drainage design

5/22/2018



- 90% new / relocated utilities design
- 90% landscaping design
- 90% specifications
- QA/QC reports

### **100% Design**

- Meetings
- Meeting minutes
- Design schedule maintenance
- BIM Revit model maintenance
- 100% Basis of design report
- 100% Architectural design
- 100% bldg structural design
- 100% MEP and FP design
- 100% electrical design
- 100% IT/low voltage design
- 100% signage design
- 100% elevated roadway civil structures design
- 100% roadways layout design (vertical and horizontal curve geometries)
- 100% MOT Phasing Plans
- 100% civil design
- 100% drainage design
- 100% new / relocated utilities design
- 100% landscaping design
- 100% specifications
- QA/QC reports

## **HCAA Project: FAA Lot**

**Project No. 8200-18**

### **Scope of Work**

This project involves the demolition and replacement of the FAA parking lot serving the FAA air traffic control tower facility to make way for a new central plant and other related work. The scope will include any temporary lot or temporary provisions, if required, to accommodate FAA parking while this lot is being reconfigured to its final form.

The scope includes new site grading, parking lot drainage and paving, landscaping, striping, vehicle access gate and systems, intercom system, replacement lighting, relocation of guard shack, and any other systems directly related to the function of the FAA lot. The scope also includes a canopy to protect vehicles from the Airside C guideway. This canopy may be ground mounted or attached to the existing guideway concrete piers. It is not anticipated that the canopy will be supported by the guideway framing between piers.

Other underground utilities under the FAA Lot to be relocated for purposes for the Red Side terminal curbside expansion, loading dock, or Central Energy Plant shall not be a part of the FAA Lot project.

### **Design Services for this project will include:**

- Surveying
- Subsurface utility investigations
- Geotechnical engineering
- Lidar scanning and GPR investigations
- Demolition design
- Civil engineering
- Utilities engineering
- Electrical engineering
- IT / Low Voltage systems design
- Security access control/CCTV design
- Telephone, data wiring and wireless networks
- Landscape design
- Design Scheduling

**Preconstruction Services for this project will include:**

- Review of the Master Plan
- Manage the Site Survey process
- Outreach events and communication with potential subcontractors
- Estimating
- Bid Package Development
- Purchasing of subcontractors and vendors
- Scheduling
- Constructability Reviews
- Development of Safety and Quality Control Plans
- VDC/BIM management and coordination
- Communication/Status Updates/Meetings with the Authority
- Internal and External Coordination
- Quality Control reviews of design deliverables
- Prepare for construction, mobilization, planning, etc.

**30% Design**

The 30% design will include Design Build Team studies for evaluation by HCAA to select a single alternative to move forward into the next design phases. For the FAA Lot project the study will include:

- A plan for a temporary lot or temporary provisions and access route from any temporary lot for FAA staff during various construction phases of the terminal curbside expansion project.
- Study of relocation or rebuild of the “guard shack” to determine best location and cost benefit analysis between the two options.

Other 30% design and preconstruction tasks include:

- Meetings and meeting minutes
- Design schedule development
- PPT presentations
- 30% Basis of design report
- Stakeholder questionnaires, surveys and meetings
- Evaluate FAA’s needs and parking relocation
- Program requirements
- Coordination with FAA (alongside owner) as required to determine proper number of parking stalls
- Data collection (site surveys, site observation walks, lidar, GPR , circuit tracing, utility capacity testing, and other)
- Existing conditions and data collection
- Budget verification
- Set up project cost estimate
- Develop project accounting procedures

5/22/2018

- Develop solicitation list for subcontractors and vendors
- Outreach events to educate the community
- Develop the project schedule
- Develop the project safety plan and the project quality control plan
- Develop the scope for the Enabling work and associated bid packages
- Develop criteria compliance log
- Develop design action log
- 30% electrical design
- 30% IT/low voltage design
- 30% MOT Phasing plans
- 30% civil design
- 30% drainage design
- Existing subsurface utilities condition model
- 30% new / relocated utilities design
- 30% landscaping design
- QA/QC reports

#### **60% Design**

- Meetings and meeting minutes
- Design schedule maintenance
- PPT presentations
- Outreach events to educate the community
- Estimate updates
- Finalize solicitation list for subcontractors and vendors
- Develop prequalification packages for subcontractors and vendors
- Develop bid packages
- Maintain and expand the project schedule
- Maintain and expand the project safety plan and the project quality control plan
- Maintain criteria compliance log
- Maintain design action log
- 60% Basis of design report
- 60% MEP and FP, electrical and IT/low voltage design
- 60% MOT phasing plans
- 60% civil design
- 60% drainage design
- 60% new / relocated utilities design
- 60% landscaping design
- Outline specifications
- QA/QC reports

## **90% Design**

- Meetings
- Meeting minutes
- Design schedule maintenance
- PPT presentations
- Estimate updates
- Prebid meetings
- Out to bid on packages
- Maintain and expand the project schedule
- Maintain and expand the project safety plan
- Maintain and expand the project quality control plan
- Maintain criteria compliance log
- Maintain design action log
- 90% Basis of design report
- 90% electrical design
- 90% IT/low voltage design
- 90% MOT Phasing plans
- 90% civil design
- 90% drainage design
- 90% new / relocated utilities design
- 90% landscaping design
- 90% specifications
- QA/QC reports

## **100% Design**

- Meetings
- Meeting minutes
- Design schedule maintenance
- 100% electrical design
- 100% IT/low voltage design
- 100% MOT Phasing Plans
- 100% civil design
- 100% drainage design
- 100% new / relocated utilities design
- 100% landscaping design
- 100% specifications
- QA/QC reports

# **HCAA Project: Central Energy Plant**

**Project No. 8205-18-CEP**

## **Scope of Work**

This project involves the development of a new Central Energy Plant (CEP) for the main terminal and includes the connection lines of all the CEP systems from the CEP building to the main terminal via a direct bury solution for the utilities. The project includes all related site work including the roadway adjacent to the CEP and a small CEP vehicle parking and loading/unloading areas. In addition, a covered walkway will be necessary from the CEP to the Terminal to protect persons and equipment between the two facilities during inclement weather.

Any relocation of existing underground utilities for the Central Energy Plant and the direct buried lines from the CEP and any utilities under the FAA lot (not related to the actual functioning of the FAA lot) will be a part of this project. Minor demolition of the Administration building and the existing cooling towers to enable the connection of the lines running from the new Central Energy Plant to the main terminal will be part of this project.

This project includes shaft building at the east end of the Redside curbside building to carry CEP lines up to the 71 level where they will be connected.

Consideration must be given in the design of the CEP for the 70-90 personnel that will be working in and around the CEP during a 24 hour period. The facility will include offices, a break room, locker rooms and conference space. The spaces for CEP personnel will be the same level of office space finishes as other HCAA staff are receiving elsewhere under different projects.

### **Design Services for this project will include:**

- Surveying
- Subsurface utility investigations
- Geotechnical engineering
- Lidar scanning and GPR investigations
- Demolition design
- Architectural design
- Architectural lighting design
- Structural (buildings) engineering
- Civil engineering
- Utilities engineering
- Mechanical engineering
- Electrical engineering
- Sustainability design
- Fire protection system engineering
- Plumbing engineering
- Signage design

5/22/2018

- Interior design
- IT / Low Voltage systems design
- Security access control/CCTV design
- Telephone, data wiring and wireless networks
- Landscape design
- Design Scheduling

**Preconstruction Services for this project will include:**

- Review of the Master Plan
- Manage the Site Survey process
- Outreach events and communication with potential subcontractors
- Estimating
- Bid Package Development
- Purchasing of subcontractors and vendors
- Scheduling
- Constructability Reviews
- Development of Safety and Quality Control Plans
- VDC/BIM management and coordination
- Communication/Status Updates/Meetings with the Authority
- Internal and External Coordination
- Quality Control reviews of design deliverables
- Prepare for construction, mobilization, planning, etc.

**30% Design**

The 30% design will include Design Build Team studies for evaluation by HCAA to select a single alternative to move forward into the next design phases.

In the 30% design phase the Owner desires to study the following alternatives in regard to the Central Energy plant:

- A geothermal well study. This study will explore the cost/benefit analysis of using the underground aquifer as a heat sink to reduce energy costs. This will be a short “white paper” analysis explaining the pros and cons, cost and schedule and constructability issues.
- A terminal energy storage system option. This option will study the cost/benefit analysis using a very large tank to hold super chilled water or ice to utilize off peak electrical rates to save cost on cooling. This alternative will be analyzed against additional capital costs and if there is adequate space on site for the tank. This will be a short “white paper” analysis explaining the pros and cons, cost and schedule and constructability issues.
- Boiler preheat from chiller- heat loss cost/benefit analysis. This will be a short “white paper” analysis explaining the pros and cons, cost and schedule and constructability issues.

5/22/2018

- Cooling tower options including locations cost/benefit analysis. This will be a short “white paper” analysis explaining the pros and cons, cost and schedule and constructability issues.
- CEP lines to terminal. Study cost/benefit analysis whether to locate in shallow accessible trench, versus direct buried and a canopy to keep CEP personnel and equipment dry from inclement weather
- Architectural concept associated with the exterior of the CEP
- Design will include plan options for first class office/workshop space for CEP employees.
- Parking and site plans to enable truck receiving/maintenance parking and CEP employees.

The final best solutions will be selected during 30% design.

These studies will be submitted at approximately the halfway point (approximately 15% complete) of the 30% design phase. It is imperative the direction from the owner be given on which alternative shall be chosen to complete the 30% design and deliverables.

Other 30% design and preconstruction tasks include:

- Meetings and meeting minutes
- Design schedule development
- PPT presentations
- Renderings
- BIM Revit model set up
- Development of Program Requirements based upon stakeholder and airport input
- 30% Basis of design report
- Stakeholder questionnaires, surveys and meetings
- Data collection (site surveys, site observation walks, lidar, GPR , circuit tracing, utility capacity testing, and other)
- Existing conditions BIM model and data collection
- Budget verification
- Set up project cost estimate within the model
- Develop project accounting procedures
- Develop solicitation list for subcontractors and vendors
- Outreach events to educate the community
- Develop the project schedule
- Develop the project safety plan
- Develop the project quality control plan
- Develop the scope for the Enabling work and associated bid packages
- Develop criteria compliance log
- Develop design action log
- 30% Architectural design including renderings
- 30% bldg structural design
- 30% MEP and FP design
- 30% electrical design

5/22/2018



- 30% IT/low voltage design
- 30% signage design
- 30% MOT Phasing plans
- 30% civil design
- 30% drainage design
- Existing subsurface utilities condition model
- 30% new / relocated utilities design
- 30% landscaping design
- QA/QC reports

#### **60% Design**

- Meetings
- Meeting minutes
- Design schedule maintenance
- PPT presentations
- Renderings
- BIM Revit model maintenance
- Estimating in real time within the model
- Outreach events to educate the community
- Finalize solicitation list for subcontractors and vendors
- Develop prequalification packages for subcontractors and vendors
- Develop bid packages
- Maintain and expand the project schedule
- Maintain and expand the project safety plan
- Maintain and expand the project quality control plan
- Maintain criteria compliance log
- Maintain design action log
- 60% Basis of design report
- 60% Architectural design
- 60% Architectural material boards
- 60% bldg structural design
- 60% MEP and FP design
- 60% electrical design
- 60% IT/low voltage design
- 60% signage design
- 60% MOT phasing plans
- 60% civil design
- 60% drainage design
- 60% new / relocated utilities design
- 60% landscaping design
- Outline specifications
- QA/QC reports

5/22/2018

## 90% Design

- Meetings
- Meeting minutes
- Design schedule maintenance
- PPT presentations
- Renderings
- BIM Revit model maintenance
- Estimating in real time within the model
- Prebid meetings
- Out to bid on packages
- Maintain and expand the project schedule
- Maintain and expand the project safety plan
- Maintain and expand the project quality control plan
- Maintain criteria compliance log
- Maintain design action log
- 90% Basis of design report
- 90% Architectural design
- 90% Architectural material boards
- 90% bldg structural design
- 90% MEP and FP design
- 90% electrical design
- 90% IT/low voltage design
- 90% signage design
- 90% MOT Phasing plans
- 90% civil design
- 90% drainage design
- 90% new / relocated utilities design
- 90% landscaping design
- 90% specifications
- QA/QC reports

## **100% Design**

- Meetings
- Meeting minutes
- Design schedule maintenance
- BIM Revit model maintenance
- 100% Basis of design report
- 100% Architectural design
- 100% bldg structural design
- 100% MEP and FP design
- 100% electrical design
- 100% IT/low voltage design
- 100% signage design
- 100% MOT Phasing Plans
- 100% civil design
- 100% drainage design
- 100% new / relocated utilities design
- 100% landscaping design
- 100% specifications
- QA/QC reports

# **HCAA Project: Loading Dock**

**Project No. 8205-18-LDB**

## **Scope of Work**

This scope of this project involves a new replacement loading dock for the main terminal. The Loading Dock requirements includes truck slips and trash/recycling containers. Separate loading docks are required on either side of the Marriott Hotel's leased loading dock area to reach the number of positions needed. Access to the existing Marriott Hotel loading/receiving/trash area needs to be maintained independent of this project. Elevator access will be provided from the loading dock level to Levels 2 and 3. A corridor on Level 2 provides a connection between the loading dock elevators. A canopy is also included to cover the docks. A new concessions commissary is located on the Ticketing level directly above the loading dock. It includes the dry and cold storage that is lost in the demolition of the existing dock area. Additional concession storage is also located on this level with a dedicated trash room with trash chute directly down to the dumpsters below.

Structurally the loading dock building will be an isolated standalone building. But it will be connected architecturally to the Marriott gallery bridge building.

The loading dock includes the relocation of underground utilities under the new loading dock building footprints, and replacement pavement due to those underground utility relocations. Relocation of key electrical and mechanical systems/equipment will also be key to this project. The service road around the hotel will be milled and resurfaced. A civil roadway MOT phasing plan will be created to maintain access during construction.

### **Design Services for this project will include:**

- Surveying
- Subsurface utility investigations
- Geotechnical engineering
- Lidar scanning and GPR investigations
- Demolition design
- Architectural design
- Roadway pavement design
- Structural (buildings) engineering
- Civil engineering
- Utilities engineering
- Mechanical engineering
- Electrical engineering
- Sustainability design
- Fire protection system engineering
- Plumbing engineering
- Signage design
- IT / Low Voltage systems design
- Security access control/CCTV design
- Telephone, data wiring and wireless networks
- Design Scheduling

5/22/2018

**Preconstruction Services for this project will include:**

- Review of the Master Plan
- Manage the Site Survey process
- Outreach events and communication with potential subcontractors
- Estimating
- Bid Package Development
- Purchasing of subcontractors and vendors
- Scheduling
- Constructability Reviews
- Development of Safety and Quality Control Plans
- VDC/BIM management and coordination
- Communication/Status Updates/Meetings with the Authority
- Internal and External Coordination
- Quality Control reviews of design deliverables
- Prepare for construction, mobilization, planning, etc.

**30% design and preconstruction tasks include:**

- Meetings and meeting minutes
- Design schedule development
- PPT presentations
- BIM Revit model set up
- 30% Basis of design report
- Stakeholder questionnaires, surveys and meetings
- Data collection (site surveys, site observation walks, lidar, GPR, circuit tracing, utility capacity testing, and other)
- Existing conditions BIM model and data collection
- Development of Program Requirements based upon stakeholder and airport input
- Develop relocation options for the loading dock, commissary and other tenant/concession spaces to allow uninterrupted operations throughout.
- Budget verification
- Set up project cost estimate within the model
- Develop project accounting procedures
- Develop solicitation list for subcontractors and vendors
- Outreach events to educate the community
- Develop the project schedule
- Develop the project safety plan and the project quality control plan
- Develop the scope for the Enabling work and associated bid packages
- Develop criteria compliance log
- Develop design action log
- 30% Architectural design including renderings
- 30% bldg structural design

5/22/2018

- 30% MEP and FP design
- 30% electrical design
- 30% IT/low voltage design
- 30% signage design
- 30% roadway pavement design
- 30% MOT Phasing plans
- 30% drainage design
- Existing subsurface utilities condition model
- 30% new / relocated utilities design
- QA/QC reports

### **60% Design**

- Meetings and meeting minutes
- Design schedule maintenance
- PPT presentations
- BIM Revit model maintenance
- Estimating in real time within the model
- Outreach events to educate the community
- Finalize solicitation list for subcontractors and vendors
- Develop prequalification packages for subcontractors and vendors
- Develop bid packages
- Maintain and expand the project schedule
- Maintain and expand the project safety plan and the project quality control plan
- Maintain criteria compliance log
- Maintain design action log
- 60% Basis of design report
- 60% Architectural design
- 60% bldg structural design
- 60% MEP and FP design
- 60% electrical design
- 60% IT/low voltage design
- 60% signage design
- 60% roadways pavement design
- 60% MOT phasing plans
- 60% civil design
- 60% drainage design
- 60% new / relocated utilities design
- Outline specifications
- QA/QC reports

## **90% Design**

- Meetings and Meeting minutes
- Design schedule maintenance
- BIM Revit model maintenance
- Estimating in real time within the model
- Prebid meetings
- Out to bid on packages
- Maintain and expand the project schedule
- Maintain and expand the project safety plan and the project quality control plan
- Maintain criteria compliance log
- Maintain design action log
- 90% Basis of design report
- 90% Architectural design
- 90% bldg structural design
- 90% MEP and FP, electrical and IT/low voltage design
- 90% signage design
- 90% roadways pavement design
- 90% MOT Phasing plans
- 90% civil and drainage design
- 90% new / relocated utilities design
- 90% specifications
- QA/QC reports

## **100% Design**

- Meetings and meeting minutes
- Design schedule maintenance
- BIM Revit model maintenance
- 100% Basis of design report
- 100% Architectural design
- 100% bldg structural design
- 100% MEP and FP design
- 100% electrical design
- 100% IT/low voltage design
- 100% signage design
- 100% roadways pavement design
- 100% MOT Phasing Plans
- 100% civil design
- 100% drainage design
- 100% new / relocated utilities design
- 100% specifications
- QA/QC reports

5/22/2018

## **HCAA Project: Administration Building Demolition**

**Project No. 8900-18**

### **Scope of Work**

The scope of this project includes the complete demolition design of the existing HCAA Administration building. The project requires phased and selective demolition and relocation of certain components that must remain operational to/from the main terminal building. Some systems and rooms must be relocated or replicated in a new space. Most probably these new spaces will be in the main terminal building. The following items are associated with the Administration Building demolition project:

- Demolition of cabling in the administrative building work areas, wireless access points, cameras, access control doors and other components will need to be phased as the building is vacated.
- The relocation of the Frontier telephone/data central office is not part of this scope. HCAA has stated that Frontier will provide all relocation out of the Administration building of the central office and the entire relocation all related incoming, outgoing and temporary lines associated with the central office relocation. The HP team only has included scope to provide one room inside the main terminal building with four walls, a door, electrical power, HVAC, standard wet fire sprinkler system, and fire alarm. As indicated in the clarifications, we will work with the Authority to explore a new location for Frontier.
- The administrative building currently hosts head end units and components for multiple systems, including the intercom for the vehicular gates, fire alarm panels in the fire loop, paging system for shuttle lobbies and one of the CCTV storage stacks. Although not directly associated with the Airport Control Center, they serve areas well beyond the administrative building. These systems will be relocated to other areas inside the terminal before the building can be demolished. The HP team will provide a room for these head-end systems within the main terminal. Any other “unknown” systems to be relocated are expressly excluded from our scope.
- Some structural columns of the Administration building also support the upper building and parking garage structures above. There will be selective structural demolition and columns will be required to be analyzed structurally and reinforced before demolition. Temporary shoring while strengthening is completed will be required.
- There may be utility lines that route through the Admin building that have to be maintained. Those lines will be relocated if required.
- Relocation of the employee cafeteria is not included.
- Relocation of any underground utilities under the TPA service road
- Phasing and timing of the demolition of the Admin Building is dependent on the timely relocation of HCAA staff to the new Gateway office location. Proper coordination with HCAA and the Gateway Team will be required to not incur delays to the Admin Building Demolition project.

5/22/2018



- The tenants that will be relocated by this project are noted in the attached exhibit titled “Tenants in the Admin Bldg”. These relocations will be accommodated within this project or by others.

Design Services for this project will include:

- Building Surveying
- Subsurface utility investigations
- Scanning of structural columns for existing reinforcing
- Geotechnical engineering
- Lidar scanning and GPR investigations
- Demolition design
- Architectural design
- Structural (buildings) engineering
- Mechanical engineering (if required)
- Electrical engineering (if required)
- Fire protection system engineering (if required)
- Plumbing engineering (if required)
- IT / Low Voltage systems design
- Security access control/CCTV design
- Telephone, data wiring and wireless networks
- Design Scheduling

Preconstruction Services for this project will include:

- Review of the Master Plan
- Manage the Site Survey process
- Outreach events and communication with potential subcontractors
- Estimating
- Bid Package Development
- Purchasing of subcontractors and vendors
- Scheduling
- Constructability Reviews
- Development of Safety and Quality Control Plans
- VDC/BIM management and coordination
- Communication/Status Updates/Meetings with the Authority
- Internal and External Coordination
- Quality Control reviews of design deliverables
- Prepare for construction, mobilization, planning, etc.

### 30% Design

The 30% design will include Design Build Team studies for evaluation by HCAA to select a single alternative to move forward into the next design phases. This will include:

- Determine where other IT and low voltage “head-end” systems located in the existing Administration building will be relocated.
- Evaluate tenant relocation options and evaluate the possibility of disconnecting this project from the Gateway Development.

The best solutions will be selected during 30% design.

Other 30% design and preconstruction tasks include:

- Meetings and meeting minutes
- Design schedule development
- 30% Basis of design report
- Stakeholder questionnaires, and meetings
- Data collection (site surveys, site observation walks, lidar, GPR, circuit tracing, utility capacity testing, and other)
- Existing conditions 2-D drawings, some BIM model information and data collection
- Budget verification
- Set up project cost estimate
- Develop project accounting procedures
- Develop solicitation list for subcontractors and vendors
- Outreach events to educate the community
- Develop the project schedule
- Develop the project safety plan and the project quality control plan
- Develop the scope for the Enabling work and associated bid packages
- Develop criteria compliance log
- Develop design action log
- 30% demolition drawings
- 30% Architectural design (for replacement spaces in the main terminal if required)
- 30% bldg structural design (for selective demolition and reinforcement design)
- 30% MEP and FP design (for new replacement spaces in main terminal if required)
- 30% electrical design (for new replacement spaces in main terminal if required)
- 30% IT/low voltage design (for new replacement spaces in main terminal if required)
- 30% MOT Phasing plans
- 30% drainage design
- Existing subsurface utilities condition model
- 30% new / relocated utilities design
- QA/QC reports

**60% Design Note: this project is relatively simplistic and if developed well enough in 30% , the 60% submittal may be eliminated [or may be limited to a few disciplines to resubmit at 60%] and go straight from 30% to 90%. The design team reserves the right to determine this after 30%.**

- Meetings
- Meeting minutes
- Design schedule maintenance
- Estimate updates
- Outreach events to educate the community
- Finalize solicitation list for subcontractors and vendors
- Develop prequalification packages for subcontractors and vendors
- Develop bid packages
- Maintain and expand the project schedule
- Maintain and expand the project safety plan
- Maintain and expand the project quality control plan
- Maintain criteria compliance log
- Maintain design action log
- 60% Basis of design report
- 60% demolition drawings
- 60% Architectural design (for replacement spaces in the main terminal if required)
- 60% bldg structural design (for selective demolition and reinforcement design)
- 60% MEP and FP design (for replacement spaces in the main terminal if required)
- 60% electrical design (for replacement spaces in the main terminal if required)
- 60% IT/low voltage design (for replacement spaces in the main terminal if required)
- 60% MOT phasing plans
- 60% drainage design
- 60% new / relocated utilities design
- Outline specifications
- QA/QC reports

### **90% Design**

- Meetings
- Meeting minutes
- Design schedule maintenance
- Estimate updates
- Prebid meetings
- Out to bid on packages
- Maintain and expand the project schedule
- Maintain and expand the project safety plan
- Maintain and expand the project quality control plan
- Maintain criteria compliance log

5/22/2018

- Maintain design action log
- 90% Basis of design report
- 90% demolition drawings
- 90% Architectural design (for replacement spaces in the main terminal if required)
- 90% bldg structural design (for selective demolition and reinforcement design)
- 90% MEP and FP design (for replacement spaces in the main terminal if required)
- 90% electrical design (for replacement spaces in the main terminal if required)
- 90% IT/low voltage design (for replacement spaces in the main terminal if required)
- 90% MOT Phasing plans
- 90% drainage design
- 90% new / relocated utilities design
- 90% specifications
- QA/QC reports

### **100% Design**

- Meetings
- Meeting minutes
- Design schedule maintenance
- 100% Basis of design report
- 100% demolition drawings
- 100% Architectural design (for replacement spaces in the main terminal if required)
- 100% bldg structural design (for selective demolition and reinforcement design)
- 100% MEP and FP design (for replacement spaces in the main terminal if required)
- 100% electrical design (for replacement spaces in the main terminal if required)
- 100% IT/low voltage design (for replacement spaces in the main terminal if required)
- 100% MOT Phasing Plans
- 100% drainage design
- 100% new / relocated utilities design
- 100% specifications
- QA/QC reports

## **HCAA Project: Main Terminal Drives Ceiling Replacement**

**Project No. 8310-19**

### **Scope of Work**

This project consists of the demolition and replacement of the existing upper and lower curbside drive roadways' ceilings on both the blue and red sides of the main terminal. The new ceilings shall be replaced and incorporated with a new fire suppression system, LED lighting, and static signage and dynamic signage (if required). The IT/low voltage systems that are affected by the ceiling replacement will be part of this scope. Additional circulations fans will be considered during this design and incorporated as needed. The aesthetic design will be coordinated with the new ceiling in the Red and Blue expansion projects for continuity.

#### **Design Services for this project will include:**

- Lidar scanning, documenting existing conditions
- Demolition design
- Vehicular VISSIM simulations and analysis
- Architectural design
- Structural Consulting and Design
- Architectural lighting design
- Electrical engineering
- Sustainability design
- Fire protection system engineering
- Signage design
- Design Scheduling

#### **Preconstruction Services for this project will include:**

- Review of the Master Plan
- Manage the Site Survey process
- Outreach events and communication with potential subcontractors
- Estimating
- Bid Package Development
- Purchasing of subcontractors and vendors
- Scheduling
- Constructability Reviews
- Development of Safety and Quality Control Plans
- VDC/BIM management and coordination
- Communication/Status Updates/Meetings with the Authority
- Internal and External Coordination
- Quality Control reviews of design deliverables
- Prepare for construction, mobilization, planning, etc.

5/22/2018

## 30% Design

30% design and preconstruction tasks include:

- Meetings
- Meeting minutes
- Design schedule development
- PPT presentations
- Renderings
- BIM Revit model set up
- Evaluate operations, traffic patterns, calendar of events etc. to better schedule this work
- Stakeholder questionnaires and meetings
- Data collection (site surveys, site observation walks, lidar)
- Existing conditions BIM model and data collection
- Budget verification
- Set up project cost estimate within the model
- Develop project accounting procedures
- Develop solicitation list for subcontractors and vendors
- Outreach events to educate the community
- Develop the project schedule
- Develop the project safety plan
- Develop the project quality control plan
- Develop the scope for the Enabling work and associated bid packages
- Develop criteria compliance log
- Develop design action log
- 30% Architectural design
- 30% Structural Consulting and performance specs
- 30% FP design
- 30% electrical design
- 30% signage design
- 30% MOT Phasing plans
- QA/QC reports

**60% Design Note: this project is relatively simplistic and if developed well enough in 30%, the 60% submittal may be eliminated, and go straight from 30% to 90%. The DB team and the Authority reserves the right to determine this after 30%.**

- Meetings
- Meeting minutes
- Design schedule maintenance
- PPT presentations
- Renderings
- BIM Revit model maintenance
- Estimating in real time within the model
- Outreach events to educate the community
- Finalize solicitation list for subcontractors and vendors
- Develop prequalification packages for subcontractors and vendors
- Develop bid packages
- Maintain and expand the project schedule
- Maintain and expand the project safety plan
- Maintain and expand the project quality control plan
- Maintain criteria compliance log
- Maintain design action log
- 60% Architectural design
- 60% Structural Consulting performance specs
- 60% Architectural material boards
- 60% FP design (delegated design)
- 60% electrical design
- 60% signage design
- 60% MOT phasing plans
- Outline specifications
- QA/QC reports

### **90% Design**

- Meetings
- Meeting minutes
- Design schedule maintenance
- BIM Revit model maintenance
- Estimating in real time within the model
- Prebid meetings
- Out to bid on packages
- Maintain and expand the project schedule
- Maintain and expand the project safety plan
- Maintain and expand the project quality control plan

5/22/2018

- Maintain criteria compliance log
- Maintain design action log
- 90% Architectural design
- 90% Structural Consulting and performance specs
- 90% FP design
- 90% electrical design
- 90% signage design
- 90% MOT Phasing plans
- 90% specifications
- QA/QC reports

### **100% Design**

- Meetings
- Meeting minutes
- Design schedule maintenance
- BIM Revit model maintenance
- 100% Architectural design
- 100% FP design
- 100% electrical design
- 100% signage design
- 100% MOT Phasing Plans
- 100% specifications
- QA/QC reports



## Hillsborough County Aviation Authority

### Main Terminal Curbside Expansion, New Energy Plant and Related Work at Tampa International Airport

Project Numbers 8230-18-BSC, 8230-18-RCS, 8200-18, 8205-18-CEP, 8205-18-  
LDB, 8900-18, 8310-19

### Design Deliverables

#### **30% Documents (Schematic Design)**

1. Design Plans
  - a. Architectural
  - b. Structural (Buildings)
  - c. Mechanical
  - d. Fire Protection
  - e. Plumbing
  - f. Electrical
  - g. Technology (IT/Low-voltage)
  - h. Civil (Includes MOT, Drainage, Signing)
  - i. Bridge
  - j. Demolition
  - k. Utilities
  - l. Landscape Architecture
2. Reports and Narratives
  - a. Draft Geotechnical Report
  - b. Mechanical
  - c. Fire Protection
  - d. Plumbing
  - e. Electrical
  - f. Technology (IT/Low-voltage)
  - g. White Paper Studies
    - i. Geothermal Well Systems option for the CEP
    - ii. Thermal Energy Storage systems option for the CEP
    - iii. Boiler preheat system option for CEP
    - iv. Ultra high efficiency chiller/cooling tower options for CEP
    - v. CEP stacking options
    - vi. Means or routing utilities from the CEP to the Main Terminal. This will include consideration for personnel traffic to and from the CEP and an associated canopy
    - vii. Architectural alternatives for the CEP
    - viii. Options for the office/workshop space for the CEP employees
    - ix. Parking and access for truck receiving/maintenance parking and CEP employees
    - x. Determine if a formal LEED certification should be pursued and at what level

- xi. Pedestrian walkways accessing the Main Terminal on the Blue Side
  - xii. Structural solution to avoid demolishing the Marriott gallery bridge
  - xiii. Architectural alternatives and lighting schemes for the vertical circulation buildings and canopies on both the Blue and Red Side
  - xiv. Temporary parking/access solution for the FAA staff
  - xv. Relocation or rebuild of the “guard shack” associated with the FAA lot
  - xvi. Use of the Red side elevator shaft as a utility shaft or other options
  - xvii. Determine where IT and low voltage “head-end” systems located in the Administration Building will be relocated
  - xviii. Tenant relocation options and evaluate the possibility of disconnecting this project from the Gateway Development project
  - xix. Use of future transportation and driverless vehicles and how that affects the design of this project
  - xx. Final and best configuration for the interior public circulation and “future white spaces” from the long-term parking garage through to the Blue Side vertical circulation lobby building and into the main terminal transfer level
  - xxi. Final configurations of merges (entry and exit) to George Bean Parkway
  - h. Program Verification Document
  - i. Basis of Design
  - j. Marriott Bridge
  - k. Project Schedule
  - l. Enabling Work Scope(s)
  - m. Enabling Work Bid Package(s)
  - n. Project Quality Control Plan for Design
  - o. Public Outreach Documentation
  - p. QA/QC CheckPrint Documentation (Scanned Hardcopy or Bluebeam)
  - q. QA/QC Checklist(s)
3. Surveys
- a. Topographic
  - b. Buildings
  - c. Utilities
4. Meetings
- a. Programming meetings with all stakeholders including:
    - i. HCAA
    - ii. Marriott
    - iii. Concessionaires (for Marriott gallery bridge, commissary and loading dock)
    - iv. Others as required by HCAA
  - b. Permitting Pre-Applications
    - i. SWFWMD
    - ii. DEP
    - iii. EPC
    - iv. City of Tampa
  - c. Utility Agencies

**60% Documents (Design Development)**

1. Design Plans
  - a. Architectural
  - b. Structural (Buildings)
  - c. Mechanical
  - d. Fire Protection
  - e. Plumbing
  - f. Electrical
  - g. Technology (IT/Low-voltage)
  - h. Civil (Includes MOT, Drainage, Signing)
  - i. Bridge
  - j. Demolition
  - k. Utilities
  - l. Landscape Architecture
2. Reports and Narratives
  - a. Final Geotechnical Report
  - b. Updated Basis of Design
  - c. Updated Project Schedule
  - d. Updated Project Safety Plan
  - e. Updated Project Quality Control Plan
  - f. Updated Public Outreach Documentation
  - g. Project Cost Estimate
  - h. Outline Specifications
  - i. Draft Bid Packages
  - j. QA/QC CheckPrint Documentation (Scanned Hardcopy or Bluebeam)
  - k. QA/QC Checklist(s)
  - l. Project Safety Plan
  - m. Project Quality Control Plan
3. Permitting Packages
  - a. SWFWMD
  - b. City of Tampa
  - c. Threshold Inspection

**90% Submittal (Construction Document Preparation)**

1. Design Plans
  - a. Architectural
  - b. Structural (Buildings)
  - c. Mechanical
  - d. Fire Protection
  - e. Plumbing
  - f. Electrical
  - g. Technology (IT/Low-voltage)
  - h. Civil (Includes MOT, Drainage, Signing)
  - i. Bridge

- j. Demolition
- k. Utilities
- l. Landscape Architecture
- 2. Reports and Narratives
  - a. Updated Basis of Design
  - b. Updated Project Schedule
  - c. Updated Project Safety Plan
  - d. Updated Project Quality Control Plan
  - e. Updated Project Cost Estimate
  - f. Bid Packages
  - g. QA/QC CheckPrint Documentation (Scanned Hardcopy or Bluebeam)
  - h. QA/QC Checklist(s)

**100% Submittal (Construction Documents)**

- 1. Design Plans
  - a. Architectural
  - b. Structural (Buildings)
  - c. Mechanical
  - d. Fire Protection
  - e. Plumbing
  - f. Electrical
  - g. Technology (IT/Low-voltage)
  - h. Civil (Includes MOT, Drainage, Signing)
  - i. Bridge
  - j. Demolition
  - k. Utilities
  - l. Landscape Architecture
  - m. Final Renderings and Animation
- 2. Reports and Narratives
  - a. Updated Basis of Design
  - b. Updated Project Schedule
  - c. Updated Project Safety Plan
  - d. Updated Project Quality Control Plan
  - e. Updated Project Cost Estimate
  - f. Bid Package Addendums
  - g. QA/QC CheckPrint Documentation (Scanned Hardcopy or Bluebeam)
  - h. QA/QC Checklist(s)
- 3. Updated Project Manual
  - a. Project Manual
  - b. Guaranteed Maximum Price
  - c. Scope of Work
  - d. Project Schedule
  - e. General Clarifications
  - f. Exclusions

- g. Allowances
- h. List of Documents
  - i. Plans
  - ii. Technical Specifications
- i. Plans
- j. Technical Specifications
- k. Cost Summary
  - i. General Conditions Summary
  - ii. Staffing Summary
  - iii. Detailed Estimate
  - iv. Estimate of Remaining Project Costs
- l. Performance Bond
- m. Payment Bond
- n. Surety Payment and Performance Bond Affidavit
- o. Insurance Requirements
- p. Disadvantaged Business Enterprise (DBE) Assurances
- q. Equal Opportunity Report Statement
- r. Division 01-17 Project Specifications
- s. Division 0 Contract Requirements

**Main Terminal Curbside Expansion, New Energy Plant and Related Work**

HCAA Project Numbers 8230-18-BCS, 8230-18-RCS, 8200-18, 8205-18-CEP, 8205-18-LDB, 8900-18, 8240-19

5/21/2018											
Basic Design Services		30%	60%	90%	100%	Total	Construction	Total	W/MBE %	% W/MBE	% Construction
Engineering & Preconstruction Services		Design Dev.	Design Dev.	Const. Docs	Final Docs	Part 1	Administration		of Fee	Goal	Cost
1	HNTB Corporation - Civil	\$ 1,757,749.96	\$ 1,248,540.84	\$ 1,157,969.18	\$ 404,117.38	\$ 4,568,377.36	\$ 1,444,840.22	\$ 6,013,217.58			
2	HNTB Corporation - Architecture	\$ 1,166,531.12	\$ 1,444,634.32	\$ 1,727,318.15	\$ 505,108.52	\$ 4,843,592.11	\$ 1,440,267.00	\$ 6,283,859.11			
3	HNTB Corporation - Structure	\$ 337,891.84	\$ 339,011.51	\$ 336,613.13	\$ 109,237.05	\$ 1,122,763.53	\$ 475,907.66	\$ 1,598,661.19			
4	Hensel Phelps	\$ 844,325.10	\$ 957,541.97	\$ 1,029,627.93	\$ 541,325.67	\$ 3,372,820.67	\$ -	\$ 3,372,820.67			
5	Arehna (geotech)	\$ 139,792.68	\$ -	\$ -	\$ -	\$ 139,792.68	\$ -	\$ 139,792.68	0.50%		
6	Ayres (utilities)	\$ 212,652.58	\$ 8,625.51	\$ -	\$ -	\$ 221,278.09	\$ -	\$ 221,278.09			
7	The Beck Group - Existing and Verification	\$ 549,738.79	\$ -	\$ -	\$ -	\$ 549,738.79	\$ -	\$ 549,738.79			
8	Beck Architecture - Design Services	\$ 288,307.94	\$ 144,153.97	\$ 144,153.97	\$ 144,153.97	\$ 720,769.84	\$ -	\$ 720,769.84			
9	Conversant Systems	\$ -	\$ -	\$ -	\$ -	\$ -	\$ -	\$ -			
10	Echo (utilities/SUE)	\$ 236,389.97	\$ -	\$ -	\$ -	\$ 236,389.97	\$ -	\$ 236,389.97	0.84%		
11	H2R (geotech)	\$ 219,957.23	\$ -	\$ -	\$ -	\$ 219,957.23	\$ -	\$ 219,957.23			
12	Henderson (life safety)	\$ 33,243.86	\$ 4,364.21	\$ -	\$ -	\$ 37,608.07	\$ -	\$ 37,608.07			
13	The Beck Group - Preconstruction	\$ 423,742.06	\$ 267,816.89	\$ 280,045.68	\$ 280,045.68	\$ 1,251,650.31	\$ -	\$ 1,251,650.31			
14	LA Design (landscape)	\$ -	\$ 88,794.54	\$ 61,972.76	\$ 60,194.50	\$ 210,961.81	\$ 69,560.48	\$ 280,522.29	1.00%		
15	MCE (structural)	\$ 337,023.63	\$ 296,882.31	\$ 119,617.35	\$ 63,526.86	\$ 817,050.15	\$ 206,713.23	\$ 1,023,763.38	3.65%		
16	Selbert Perkins (signs)	\$ 96,762.98	\$ 40,548.65	\$ 29,196.17	\$ 16,222.53	\$ 182,730.34	\$ 26,358.49	\$ 209,088.83			
17	TLC (M.P. FP)	\$ 387,172.66	\$ 553,078.72	\$ 509,955.94	\$ 317,905.59	\$ 1,768,112.91	\$ 744,088.75	\$ 2,512,201.65			
19	Vivid (survey)	\$ 302,285.62	\$ -	\$ -	\$ -	\$ 302,285.62	\$ -	\$ 302,285.62	1.08%		
20	VoltAir (Elect)	\$ 437,260.15	\$ 474,597.20	\$ 440,890.84	\$ 199,978.74	\$ 1,552,726.94	\$ 459,899.97	\$ 2,012,626.91	7.18%		
21	VoltAir (IT/low voltage)	\$ 15,929.50	\$ 20,690.92	\$ 16,253.62	\$ 10,357.04	\$ 63,231.07	\$ 24,163.71	\$ 87,394.78	0.31%		
22	RHCA	\$ -	\$ -	\$ -	\$ -	\$ -	\$ 75,140.00	\$ 75,140.00	0.27%		
23	Ariel	\$ 19,096.31	\$ 58,656.80	\$ 79,441.08	\$ 40,281.41	\$ 197,475.59	\$ -	\$ 197,475.59	0.70%		
24	MCO (cost est/scheduling)	\$ 100,905.20	\$ 210,245.20	\$ 215,556.00	\$ 133,707.20	\$ 660,413.60	\$ -	\$ 660,413.60	2.36%		
25	TerraCon (Ind Hygiene)	\$ 20,578.32	\$ 2,217.60	\$ 2,217.60	\$ 2,217.60	\$ 27,231.12	\$ -	\$ 27,231.12			
<b>Design Phase Sub Total</b>		<b>\$ 7,927,337.50</b>	<b>\$ 6,160,401.16</b>	<b>\$ 6,150,829.40</b>	<b>\$ 2,828,379.73</b>	<b>\$ 23,066,947.79</b>	<b>\$ 4,966,939.50</b>	<b>\$ 28,033,887.30</b>	<b>17.89%</b>		
<b>Reimbursable Expenses</b>											
1	HNTB Corporation - Civil	\$ 43,854.56	\$ 43,979.48	\$ 34,179.48	\$ 28,005.48	\$ 150,019.00	\$ 63,992.00	\$ 214,011.00			
2	HNTB Corporation - Architecture	\$ 134,256.00	\$ 111,871.00	\$ 119,588.00	\$ 23,250.00	\$ 388,965.00	\$ 117,668.00	\$ 506,633.00			
3	HNTB Corporation - Structure	\$ -	\$ -	\$ -	\$ -	\$ -	\$ -	\$ -			
4	Hensel Phelps	\$ 705,860.00	\$ -	\$ -	\$ -	\$ 705,860.00	\$ -	\$ 705,860.00			
5	Arehna (geotech)	\$ 110,195.00	\$ -	\$ -	\$ -	\$ 110,195.00	\$ -	\$ 110,195.00	5.86%		
6	Ayres (utilities)	\$ 10,000.00	\$ -	\$ -	\$ -	\$ 10,000.00	\$ -	\$ 10,000.00			
7	The Beck Group - Existing and Verification	\$ 63,924.00	\$ 19,050.00	\$ 9,950.00	\$ 4,474.00	\$ 97,398.00	\$ -	\$ 97,398.00			
8	Beck Architecture - Design Services	\$ 27,380.00	\$ 14,384.00	\$ 12,066.00	\$ 12,066.00	\$ 65,896.00	\$ -	\$ 65,896.00	3.50%		
9	Conversant Systems	\$ 30,000.00	\$ -	\$ -	\$ -	\$ 30,000.00	\$ -	\$ 30,000.00			
10	Echo (utilities/SUE)	\$ 7,750.00	\$ 5,850.00	\$ -	\$ -	\$ 13,600.00	\$ -	\$ 13,600.00	0.72%		
11	H2R (geotech)	\$ 7,494.00	\$ -	\$ -	\$ -	\$ 7,494.00	\$ -	\$ 7,494.00			
12	Henderson (life safety)	\$ 1,500.00	\$ 1,500.00	\$ 1,500.00	\$ 1,500.00	\$ 6,000.00	\$ -	\$ 6,000.00			
13	The Beck Group - Preconstruction	\$ 14,524.00	\$ 13,266.00	\$ 12,634.00	\$ 12,636.00	\$ 53,060.00	\$ -	\$ 53,060.00	2.82%		
14	LA Design (landscape)	\$ -	\$ -	\$ -	\$ -	\$ -	\$ -	\$ -	0.00%		
15	MCE (structural)	\$ -	\$ -	\$ -	\$ -	\$ -	\$ -	\$ -	0.00%		
16	Selbert Perkins (signs)	\$ 9,676.50	\$ 4,054.86	\$ 2,919.62	\$ 1,622.26	\$ 18,273.24	\$ 2,635.85	\$ 20,909.09			
17	TLC (M.P. FP)	\$ -	\$ -	\$ -	\$ -	\$ -	\$ -	\$ -			
19	Vivid (survey)	\$ -	\$ -	\$ -	\$ -	\$ -	\$ -	\$ -	0.00%		
20	VoltAir (Elect)	\$ -	\$ -	\$ -	\$ -	\$ -	\$ -	\$ -	0.00%		
21	VoltAir (IT/low voltage)	\$ -	\$ -	\$ -	\$ -	\$ -	\$ -	\$ -	0.00%		
22	RHCA	\$ -	\$ -	\$ -	\$ -	\$ -	\$ 600.00	\$ 600.00	0.03%		
23	Ariel	\$ -	\$ -	\$ -	\$ 32,000.00	\$ 32,000.00	\$ -	\$ 32,000.00	1.70%		
24	MCO (cost est/scheduling)	\$ -	\$ -	\$ -	\$ -	\$ -	\$ -	\$ -	0.00%		
25	TerraCon (Ind Hygiene)	\$ 7,000.00	\$ -	\$ -	\$ -	\$ 7,000.00	\$ -	\$ 7,000.00			
<b>Reimbursables Sub Total</b>		<b>\$ 1,173,414.06</b>	<b>\$ 213,955.34</b>	<b>\$ 192,837.10</b>	<b>\$ 115,553.74</b>	<b>\$ 1,695,760.24</b>	<b>\$ 184,895.85</b>	<b>\$ 1,880,656.09</b>	<b>8.32%</b>		
<b>Total Fee, Allowances, Reimbursable Expenses</b>		<b>\$ 9,100,751.56</b>	<b>\$ 6,374,356.50</b>	<b>\$ 6,343,666.50</b>	<b>\$ 2,943,933.47</b>	<b>\$ 24,762,708.03</b>	<b>\$ 5,151,835.35</b>	<b>\$ 29,914,543.39</b>	<b>17.29%</b>	<b>17.10%</b>	

\$ 24,762,708.00

\$ 500,000.00

**Total Part 1 Contract Amount \$ 25,262,708.00**

**W/MBE 17.10%**

**Main Terminal Curbside Expansion - Blueside**

HCAA Project Number 8230-18-BCS

5/21/2018

Basic Design Services		30%	60%	90%	100%	Total	Construction	Total	W/MBE %	% W/MBE	% Construction
Engineering & Preconstruction Services		Design Dev.	Design Dev.	Const. Docs	Final Docs	Part 1	Administration		of Fee	Goal	Cost
1	HNTB Corporation - Civil	\$ 897,222.35	\$ 598,943.91	\$ 545,971.42	\$ 183,290.24	\$ 2,225,427.92	\$ 763,891.52	\$ 2,989,319.45			
2	HNTB Corporation - Architecture	\$ 336,400.08	\$ 478,039.14	\$ 566,234.60	\$ 144,579.76	\$ 1,525,253.57	\$ 392,205.56	\$ 1,917,459.13			
3	HNTB Corporation - Structure	\$ 85,998.75	\$ 85,998.75	\$ 84,934.46	\$ 28,226.76	\$ 285,158.72	\$ 120,812.15	\$ 405,970.87			
4	Hensel Phelps	\$ 252,676.74	\$ 284,524.46	\$ 307,759.11	\$ 170,137.03	\$ 1,015,097.34	\$ -	\$ 1,015,097.34			
5	Arehna (geotech)	\$ 119,416.05	\$ -	\$ -	\$ -	\$ 119,416.05	\$ -	\$ 119,416.05	1.22%		
6	Avres (utilities)	\$ 49,871.99	\$ 2,064.90	\$ -	\$ -	\$ 51,936.89	\$ -	\$ 51,936.89			
7	The Beck Group - Existing and Verification	\$ 274,869.39	\$ -	\$ -	\$ -	\$ 274,869.39	\$ -	\$ 274,869.39			
8	Beck Architecture - Design Services	\$ 144,153.97	\$ 72,076.98	\$ 72,076.98	\$ 72,076.98	\$ 360,384.92	\$ -	\$ 360,384.92			
9	Conversant Systems	\$ -	\$ -	\$ -	\$ -	\$ -	\$ -	\$ -			
10	Echo (utilities/SUE)	\$ 155,773.42	\$ -	\$ -	\$ -	\$ 155,773.42	\$ -	\$ 155,773.42	1.60%		
11	H2R (geotech)	\$ -	\$ -	\$ -	\$ -	\$ -	\$ -	\$ -			
12	Henderson (life safety)	\$ 13,106.26	\$ 1,484.95	\$ -	\$ -	\$ 14,591.21	\$ -	\$ 14,591.21			
13	The Beck Group - Preconstruction	\$ 211,871.03	\$ 133,908.44	\$ 140,022.84	\$ 140,022.84	\$ 625,825.15	\$ -	\$ 625,825.15			
14	LA Design (landscape)	\$ -	\$ 24,420.80	\$ 17,065.79	\$ 15,082.50	\$ 56,569.10	\$ 18,858.00	\$ 75,427.09	0.77%		
15	MCE (structural)	\$ 101,429.64	\$ 87,944.07	\$ 29,200.71	\$ 14,406.39	\$ 232,980.81	\$ 58,270.86	\$ 291,251.67	2.99%		
16	Selbert Perkins (signs)	\$ 45,202.24	\$ 18,920.92	\$ 13,622.51	\$ 7,567.36	\$ 85,313.03	\$ 12,298.10	\$ 97,611.13			
17	TLC (M.P. FP)	\$ 92,633.19	\$ 129,905.94	\$ 112,380.91	\$ 83,590.91	\$ 418,510.95	\$ 196,159.90	\$ 614,670.85			
19	Vivid (survey)	\$ 144,926.39	\$ -	\$ -	\$ -	\$ 144,926.39	\$ -	\$ 144,926.39	1.49%		
20	VoltAir (Elect)	\$ 75,381.47	\$ 79,415.02	\$ 80,391.58	\$ 35,790.28	\$ 270,978.34	\$ 72,090.69	\$ 343,069.04	3.52%		
21	VoltAir (IT/low voltage)	\$ -	\$ -	\$ -	\$ -	\$ -	\$ -	\$ -	0.00%		
22	RHCA	\$ -	\$ -	\$ -	\$ -	\$ -	\$ 12,580.00	\$ 12,580.00	0.13%		
23	Ariel	\$ 5,651.69	\$ 17,202.55	\$ 23,655.86	\$ 12,033.72	\$ 58,543.82	\$ -	\$ 58,543.82	0.60%		
24	MCO (cost est/scheduling)	\$ -	\$ 54,670.00	\$ 62,480.00	\$ 62,480.00	\$ 179,630.00	\$ -	\$ 179,630.00	1.84%		
25	TerraCon (Ind Hygiene)	\$ 5,181.60	\$ 554.40	\$ 554.40	\$ 554.40	\$ 6,844.80	\$ -	\$ 6,844.80			
<b>Design Phase Sub Total</b>		<b>\$ 3,011,766.24</b>	<b>\$ 2,070,075.23</b>	<b>\$ 2,056,351.17</b>	<b>\$ 969,839.17</b>	<b>\$ 8,108,031.82</b>	<b>\$ 1,647,166.78</b>	<b>\$ 9,755,198.60</b>	<b>14.15%</b>		
<b>Reimbursable Expenses</b>											
1	HNTB Corporation - Civil	\$ 17,146.88	\$ 19,884.28	\$ 15,884.28	\$ 11,673.28	\$ 64,588.72	\$ 22,512.00	\$ 87,100.72			
2	HNTB Corporation - Architecture	\$ 42,278.00	\$ 35,229.00	\$ 37,659.00	\$ 7,321.00	\$ 122,487.00	\$ 37,683.00	\$ 160,170.00			
3	HNTB Corporation - Structure	\$ -	\$ -	\$ -	\$ -	\$ -	\$ -	\$ -			
4	Hensel Phelps	\$ 211,758.00	\$ -	\$ -	\$ -	\$ 211,758.00	\$ -	\$ 211,758.00			
5	Arehna (geotech)	\$ 91,658.75	\$ -	\$ -	\$ -	\$ 91,658.75	\$ -	\$ 91,658.75	13.23%		
6	Avres (utilities)	\$ 1,000.00	\$ -	\$ -	\$ -	\$ 1,000.00	\$ -	\$ 1,000.00			
7	The Beck Group - Existing and Verification	\$ 31,962.00	\$ 9,525.00	\$ 4,975.00	\$ 2,237.00	\$ 48,699.00	\$ -	\$ 48,699.00			
8	Beck Architecture - Design Services	\$ 13,690.00	\$ 7,192.00	\$ 6,033.00	\$ 6,033.00	\$ 32,948.00	\$ -	\$ 32,948.00	4.76%		
9	Conversant Systems	\$ -	\$ -	\$ -	\$ -	\$ -	\$ -	\$ -			
10	Echo (utilities/SUE)	\$ 4,750.00	\$ 3,850.00	\$ -	\$ -	\$ 8,600.00	\$ -	\$ 8,600.00	1.24%		
11	H2R (geotech)	\$ -	\$ -	\$ -	\$ -	\$ -	\$ -	\$ -			
12	Henderson (life safety)	\$ 750.00	\$ 750.00	\$ 750.00	\$ 750.00	\$ 3,000.00	\$ -	\$ 3,000.00			
13	The Beck Group - Preconstruction	\$ 7,262.00	\$ 6,633.00	\$ 6,317.00	\$ 6,318.00	\$ 26,530.00	\$ -	\$ 26,530.00	3.83%		
14	LA Design (landscape)	\$ -	\$ -	\$ -	\$ -	\$ -	\$ -	\$ -	0.00%		
15	MCE (structural)	\$ -	\$ -	\$ -	\$ -	\$ -	\$ -	\$ -	0.00%		
16	Selbert Perkins (signs)	\$ 4,520.34	\$ 1,892.09	\$ 1,362.25	\$ 756.74	\$ 8,531.42	\$ 1,229.81	\$ 9,761.23			
17	TLC (M.P. FP)	\$ -	\$ -	\$ -	\$ -	\$ -	\$ -	\$ -			
19	Vivid (survey)	\$ -	\$ -	\$ -	\$ -	\$ -	\$ -	\$ -	0.00%		
20	VoltAir (Elect)	\$ -	\$ -	\$ -	\$ -	\$ -	\$ -	\$ -	0.00%		
21	VoltAir (IT/low voltage)	\$ -	\$ -	\$ -	\$ -	\$ -	\$ -	\$ -	0.00%		
22	RHCA	\$ -	\$ -	\$ -	\$ -	\$ -	\$ 100.00	\$ 100.00	0.01%		
23	Ariel	\$ -	\$ -	\$ -	\$ 9,600.00	\$ 9,600.00	\$ -	\$ 9,600.00	1.39%		
24	MCO (cost est/scheduling)	\$ -	\$ -	\$ -	\$ -	\$ -	\$ -	\$ -	0.00%		
25	TerraCon (Ind Hygiene)	\$ 1,800.00	\$ -	\$ -	\$ -	\$ 1,800.00	\$ -	\$ 1,800.00			
<b>Reimbursables Sub Total</b>		<b>\$ 428,575.97</b>	<b>\$ 84,955.37</b>	<b>\$ 72,980.53</b>	<b>\$ 44,689.02</b>	<b>\$ 631,200.89</b>	<b>\$ 61,524.81</b>	<b>\$ 692,725.70</b>	<b>15.87%</b>		
<b>Total Fee, Allowances, Reimbursable Expenses</b>		<b>\$ 3,440,342.21</b>	<b>\$ 2,155,030.60</b>	<b>\$ 2,129,331.70</b>	<b>\$ 1,014,528.19</b>	<b>\$ 8,739,232.71</b>	<b>\$ 1,708,691.59</b>	<b>\$ 10,447,924.30</b>	<b>14.27%</b>		

**Main Terminal Curbside Expansion - RedSide**

HCAA Project Number 8230-18-RCS

5/21/2018

Basic Design Services		30%	60%	90%	100%	Total	Construction	Total	W/MBE %	% W/MBE	% Construction
Engineering & Preconstruction Services		Design Dev.	Design Dev.	Const. Docs	Final Docs	Part 1	Administration		of Fee	Goal	Cost
1	HNTB Corporation - Civil	\$ 569,220.67	\$ 400,239.52	\$ 371,017.54	\$ 125,255.97	\$ 1,465,733.71	\$ 378,297.12	\$ 1,844,030.83			
2	HNTB Corporation - Architecture	\$ 386,782.88	\$ 512,191.96	\$ 566,140.68	\$ 161,455.52	\$ 1,626,571.03	\$ 432,120.12	\$ 2,058,691.15			
3	HNTB Corporation - Structure	\$ 121,581.11	\$ 126,997.70	\$ 125,373.22	\$ 42,463.68	\$ 416,415.71	\$ 159,967.06	\$ 576,382.77			
4	Hensel Phelps	\$ 252,782.87	\$ 284,630.59	\$ 307,865.24	\$ 149,226.54	\$ 994,505.25	\$ -	\$ 994,505.25			
5	Arehna (geotech)	\$ -	\$ -	\$ -	\$ -	\$ -	\$ -	\$ -	0.00%		
6	Avex (utilities)	\$ 62,438.61	\$ 2,064.90	\$ -	\$ -	\$ 64,503.51	\$ -	\$ 64,503.51			
7	The Beck Group - Existing and Verification	\$ 274,869.39	\$ -	\$ -	\$ -	\$ 274,869.39	\$ -	\$ 274,869.39			
8	Beck Architecture - Design Services	\$ 144,153.97	\$ 72,076.98	\$ 72,076.98	\$ 72,076.98	\$ 360,384.92	\$ -	\$ 360,384.92			
9	Conservant Systems	\$ -	\$ -	\$ -	\$ -	\$ -	\$ -	\$ -			
10	Echo (utilities/SUE)	\$ 56,228.70	\$ -	\$ -	\$ -	\$ 56,228.70	\$ -	\$ 56,228.70	0.59%		
11	H2R (geotech)	\$ 189,959.91	\$ -	\$ -	\$ -	\$ 189,959.91	\$ -	\$ 189,959.91			
12	Henderson (life safety)	\$ 9,570.00	\$ 1,484.95	\$ -	\$ -	\$ 11,054.95	\$ -	\$ 11,054.95			
13	The Beck Group - Preconstruction	\$ 211,871.03	\$ 133,908.44	\$ 140,022.84	\$ 140,022.84	\$ 625,825.15	\$ -	\$ 625,825.15			
14	LA Design (landscape)	\$ -	\$ 24,420.80	\$ 17,109.35	\$ 15,082.50	\$ 56,612.66	\$ 18,858.00	\$ 75,470.65	0.79%		
15	MCE (structural)	\$ 111,882.84	\$ 97,107.81	\$ 38,184.15	\$ 22,385.79	\$ 269,560.59	\$ 67,981.86	\$ 337,542.45	3.54%		
16	Selbert Perkins (signs)	\$ 45,099.82	\$ 18,920.92	\$ 13,622.51	\$ 7,567.36	\$ 85,210.61	\$ 12,298.10	\$ 97,508.71			
17	TLC (M.P. FP)	\$ 113,145.19	\$ 156,919.42	\$ 139,245.42	\$ 100,979.53	\$ 510,289.57	\$ 221,985.33	\$ 732,274.90			
19	Vivid (survey)	\$ 157,359.23	\$ -	\$ -	\$ -	\$ 157,359.23	\$ -	\$ 157,359.23	1.65%		
20	VoltAir (Elect)	\$ 187,174.28	\$ 217,627.13	\$ 201,623.59	\$ 91,004.03	\$ 697,429.02	\$ 184,146.23	\$ 881,575.26	9.24%		
21	VoltAir (IT/low voltage)	\$ -	\$ -	\$ -	\$ -	\$ -	\$ -	\$ -	0.00%		
22	RHCA	\$ -	\$ -	\$ -	\$ -	\$ -	\$ 12,580.00	\$ 12,580.00	0.13%		
23	Ariel	\$ 5,651.69	\$ 17,202.55	\$ 23,655.86	\$ 12,033.72	\$ 58,543.82	\$ -	\$ 58,543.82	0.61%		
24	MCO (cost est/scheduling)	\$ -	\$ 54,670.00	\$ 46,860.00	\$ 23,430.00	\$ 124,960.00	\$ -	\$ 124,960.00	1.31%		
25	TerraCon (Ind Hygiene)	\$ 3,450.72	\$ 554.40	\$ 554.40	\$ 554.40	\$ 5,113.92	\$ -	\$ 5,113.92			
<b>Design Phase Sub Total</b>		<b>\$ 2,903,222.92</b>	<b>\$ 2,121,018.07</b>	<b>\$ 2,063,351.78</b>	<b>\$ 963,538.87</b>	<b>\$ 8,051,131.65</b>	<b>\$ 1,488,233.82</b>	<b>\$ 9,539,365.47</b>	<b>17.87%</b>		
<b>Reimbursable Expenses</b>											
1	HNTB Corporation - Civil	\$ 17,225.68	\$ 14,182.48	\$ 11,182.48	\$ 9,662.48	\$ 52,253.12	\$ 24,656.00	\$ 76,909.12			
2	HNTB Corporation - Architecture	\$ 45,086.00	\$ 37,569.00	\$ 40,160.00	\$ 7,808.00	\$ 130,623.00	\$ 38,358.00	\$ 168,981.00			
3	HNTB Corporation - Structure	\$ -	\$ -	\$ -	\$ -	\$ -	\$ -	\$ -			
4	Hensel Phelps	\$ 211,758.00	\$ -	\$ -	\$ -	\$ 211,758.00	\$ -	\$ 211,758.00			
5	Arehna (geotech)	\$ -	\$ -	\$ -	\$ -	\$ -	\$ -	\$ -	0.00%		
6	Avex (utilities)	\$ 9,000.00	\$ -	\$ -	\$ -	\$ 9,000.00	\$ -	\$ 9,000.00			
7	The Beck Group - Existing and Verification	\$ 31,962.00	\$ 9,525.00	\$ 4,975.00	\$ 2,237.00	\$ 48,699.00	\$ -	\$ 48,699.00			
8	Beck Architecture - Design Services	\$ 13,690.00	\$ 7,192.00	\$ 6,033.00	\$ 6,033.00	\$ 32,948.00	\$ -	\$ 32,948.00	5.40%		
9	Conservant Systems	\$ -	\$ -	\$ -	\$ -	\$ -	\$ -	\$ -			
10	Echo (utilities/SUE)	\$ 3,000.00	\$ 2,000.00	\$ -	\$ -	\$ 5,000.00	\$ -	\$ 5,000.00	0.82%		
11	H2R (geotech)	\$ 7,494.00	\$ -	\$ -	\$ -	\$ 7,494.00	\$ -	\$ 7,494.00			
12	Henderson (life safety)	\$ 750.00	\$ 750.00	\$ 750.00	\$ 750.00	\$ 3,000.00	\$ -	\$ 3,000.00			
13	The Beck Group - Preconstruction	\$ 7,262.00	\$ 6,633.00	\$ 6,317.00	\$ 6,318.00	\$ 26,530.00	\$ -	\$ 26,530.00	4.35%		
14	LA Design (landscape)	\$ -	\$ -	\$ -	\$ -	\$ -	\$ -	\$ -	0.00%		
15	MCE (structural)	\$ -	\$ -	\$ -	\$ -	\$ -	\$ -	\$ -	0.00%		
16	Selbert Perkins (signs)	\$ 4,510.07	\$ 1,897.09	\$ 1,367.25	\$ 756.74	\$ 8,521.15	\$ 1,279.81	\$ 9,750.96			
17	TLC (M.P. FP)	\$ -	\$ -	\$ -	\$ -	\$ -	\$ -	\$ -			
19	Vivid (survey)	\$ -	\$ -	\$ -	\$ -	\$ -	\$ -	\$ -	0.00%		
20	VoltAir (Elect)	\$ -	\$ -	\$ -	\$ -	\$ -	\$ -	\$ -	0.00%		
21	VoltAir (IT/low voltage)	\$ -	\$ -	\$ -	\$ -	\$ -	\$ -	\$ -	0.00%		
22	RHCA	\$ -	\$ -	\$ -	\$ -	\$ -	\$ 100.00	\$ 100.00	0.02%		
23	Ariel	\$ -	\$ -	\$ -	\$ 9,600.00	\$ 9,600.00	\$ -	\$ 9,600.00	1.57%		
24	MCO (cost est/scheduling)	\$ -	\$ -	\$ -	\$ -	\$ -	\$ -	\$ -	0.00%		
25	TerraCon (Ind Hygiene)	\$ 800.00	\$ -	\$ -	\$ -	\$ 800.00	\$ -	\$ 800.00			
<b>Reimbursables Sub Total</b>		<b>\$ 352,537.75</b>	<b>\$ 79,743.57</b>	<b>\$ 70,779.73</b>	<b>\$ 43,165.22</b>	<b>\$ 546,226.27</b>	<b>\$ 64,343.81</b>	<b>\$ 610,570.08</b>	<b>2.41%</b>		
<b>Total Fee, Allowances, Reimbursable Expenses</b>		<b>\$ 3,255,760.67</b>	<b>\$ 2,200,761.64</b>	<b>\$ 2,134,131.51</b>	<b>\$ 1,006,704.09</b>	<b>\$ 8,597,357.92</b>	<b>\$ 1,552,577.63</b>	<b>\$ 10,149,935.55</b>	<b>16.94%</b>		



**Main Terminal Curbside Expansion - FAA Lot**

HCAA Project Number 8200-18

		5/21/2018				Total	Construction	Total	W/MBE %	% W/MBE	% Construction
Basic Design Services		30%	60%	90%	100%						
Engineering & Preconstruction Services		Design Dev.	Design Dev.	Const. Docs	Final Docs	Part 1	Administration		of Fee	Goal	Cost
1	HNTB Corporation - Civil	\$ 102,338.03	\$ 64,492.70	\$ 57,536.85	\$ 29,209.16	\$ 253,576.74	\$ 65,074.17	\$ 318,650.90			
2	HNTB Corporation - Architecture	\$ 21,619.04	\$ 19,676.48	\$ 17,481.40	\$ 5,972.76	\$ 64,749.68	\$ 19,624.88	\$ 84,374.56			
3	HNTB Corporation - Structure	\$ 5,964.00	\$ 2,982.00	\$ 2,059.00	\$ 656.75	\$ 11,661.75	\$ -	\$ 11,661.75			
4	Hensel Phelps	\$ 10,887.10	\$ 13,067.91	\$ 13,491.25	\$ 6,920.82	\$ 44,367.09	\$ -	\$ 44,367.09			
5	Arehna (geotech)	\$ 5,243.25	\$ -	\$ -	\$ -	\$ 5,243.25	\$ -	\$ 5,243.25	0.74%		
6	Avex (utilities)	\$ 20,527.56	\$ 1,493.58	\$ -	\$ -	\$ 22,021.14	\$ -	\$ 22,021.14			
7	The Beck Group - Existing and Verification	\$ -	\$ -	\$ -	\$ -	\$ -	\$ -	\$ -			
8	Beck Architecture - Design Services	\$ -	\$ -	\$ -	\$ -	\$ -	\$ -	\$ -			
9	Conversant Systems	\$ -	\$ -	\$ -	\$ -	\$ -	\$ -	\$ -			
10	Echo (utilities/SUE)	\$ 6,145.07	\$ -	\$ -	\$ -	\$ 6,145.07	\$ -	\$ 6,145.07	0.87%		
11	H2R (geotech)	\$ -	\$ -	\$ -	\$ -	\$ -	\$ -	\$ -			
12	Henderson (life safety)	\$ -	\$ -	\$ -	\$ -	\$ -	\$ -	\$ -			
13	The Beck Group - Preconstruction	\$ -	\$ -	\$ -	\$ -	\$ -	\$ -	\$ -			
14	LA Design (landscape)	\$ -	\$ 20,132.56	\$ 13,897.48	\$ 15,126.06	\$ 49,156.10	\$ 15,922.24	\$ 65,078.35	9.17%		
15	MCE (structural)	\$ 12,922.05	\$ 11,683.71	\$ 12,061.32	\$ 7,185.90	\$ 43,852.98	\$ 13,305.93	\$ 57,158.91	8.06%		
16	Selbert Perkins (signs)	\$ -	\$ -	\$ -	\$ -	\$ -	\$ -	\$ -			
17	TLC (M.P. FP)	\$ -	\$ -	\$ -	\$ -	\$ -	\$ -	\$ -			
19	Vivid (survey)	\$ -	\$ -	\$ -	\$ -	\$ -	\$ -	\$ -	0.00%		
20	VoltAir (Elect)	\$ 9,329.05	\$ 4,954.61	\$ 3,266.25	\$ 4,192.23	\$ 21,742.15	\$ 4,478.68	\$ 26,220.83	3.70%		
21	VoltAir (IT/low voltage)	\$ 7,723.91	\$ 8,770.11	\$ 8,203.23	\$ 4,923.84	\$ 29,621.08	\$ 11,152.42	\$ 40,773.50	5.75%		
22	RHCA	\$ -	\$ -	\$ -	\$ -	\$ -	\$ -	\$ -	0.00%		
23	Ariel	\$ 143.92	\$ 621.39	\$ 755.89	\$ 477.48	\$ 1,998.67	\$ -	\$ 1,998.67	0.28%		
24	MCO (cost est/scheduling)	\$ 7,497.60	\$ 7,497.60	\$ 7,497.60	\$ 3,124.00	\$ 25,616.80	\$ -	\$ 25,616.80	3.61%		
25	TerraCon (Ind Hygiene)	\$ -	\$ -	\$ -	\$ -	\$ -	\$ -	\$ -			
<b>Design Phase Sub Total</b>		<b>\$ 210,340.57</b>	<b>\$ 155,372.66</b>	<b>\$ 136,250.27</b>	<b>\$ 77,789.00</b>	<b>\$ 579,752.50</b>	<b>\$ 129,558.32</b>	<b>\$ 709,310.82</b>	<b>32.18%</b>		
<b>Reimbursable Expenses</b>											
1	HNTB Corporation - Civil	\$ 3,541.28	\$ 2,916.88	\$ 2,066.88	\$ 1,758.88	\$ 10,283.92	\$ 1,860.00	\$ 12,143.92			
2	HNTB Corporation - Architecture	\$ 1,795.00	\$ 1,495.00	\$ 1,599.00	\$ 311.00	\$ 5,200.00	\$ 664.00	\$ 5,864.00			
3	HNTB Corporation - Structure	\$ -	\$ -	\$ -	\$ -	\$ -	\$ -	\$ -			
4	Hensel Phelps	\$ 7,059.00	\$ -	\$ -	\$ -	\$ 7,059.00	\$ -	\$ 7,059.00			
5	Arehna (geotech)	\$ 2,719.00	\$ -	\$ -	\$ -	\$ 2,719.00	\$ -	\$ 2,719.00	9.67%		
6	Avex (utilities)	\$ -	\$ -	\$ -	\$ -	\$ -	\$ -	\$ -			
7	The Beck Group - Existing and Verification	\$ -	\$ -	\$ -	\$ -	\$ -	\$ -	\$ -			
8	Beck Architecture - Design Services	\$ -	\$ -	\$ -	\$ -	\$ -	\$ -	\$ -	0.00%		
9	Conversant Systems	\$ -	\$ -	\$ -	\$ -	\$ -	\$ -	\$ -			
10	Echo (utilities/SUE)	\$ -	\$ -	\$ -	\$ -	\$ -	\$ -	\$ -	0.00%		
11	H2R (geotech)	\$ -	\$ -	\$ -	\$ -	\$ -	\$ -	\$ -			
12	Henderson (life safety)	\$ -	\$ -	\$ -	\$ -	\$ -	\$ -	\$ -			
13	The Beck Group - Preconstruction	\$ -	\$ -	\$ -	\$ -	\$ -	\$ -	\$ -	0.00%		
14	LA Design (landscape)	\$ -	\$ -	\$ -	\$ -	\$ -	\$ -	\$ -	0.00%		
15	MCE (structural)	\$ -	\$ -	\$ -	\$ -	\$ -	\$ -	\$ -	0.00%		
16	Selbert Perkins (signs)	\$ -	\$ -	\$ -	\$ -	\$ -	\$ -	\$ -			
17	TLC (M.P. FP)	\$ -	\$ -	\$ -	\$ -	\$ -	\$ -	\$ -			
19	Vivid (survey)	\$ -	\$ -	\$ -	\$ -	\$ -	\$ -	\$ -	0.00%		
20	VoltAir (Elect)	\$ -	\$ -	\$ -	\$ -	\$ -	\$ -	\$ -	0.00%		
21	VoltAir (IT/low voltage)	\$ -	\$ -	\$ -	\$ -	\$ -	\$ -	\$ -	0.00%		
22	RHCA	\$ -	\$ -	\$ -	\$ -	\$ -	\$ -	\$ -	0.00%		
23	Ariel	\$ -	\$ -	\$ -	\$ 320.00	\$ 320.00	\$ -	\$ 320.00	1.14%		
24	MCO (cost est/scheduling)	\$ -	\$ -	\$ -	\$ -	\$ -	\$ -	\$ -	0.00%		
25	TerraCon (Ind Hygiene)	\$ -	\$ -	\$ -	\$ -	\$ -	\$ -	\$ -			
<b>Reimbursables Sub Total</b>		<b>\$ 15,114.28</b>	<b>\$ 4,411.88</b>	<b>\$ 3,665.88</b>	<b>\$ 2,389.88</b>	<b>\$ 25,581.92</b>	<b>\$ 2,524.00</b>	<b>\$ 28,105.92</b>	<b>10.81%</b>		
<b>Total Fee, Allowances, Reimbursable Expenses</b>		<b>\$ 225,454.85</b>	<b>\$ 159,784.54</b>	<b>\$ 139,916.15</b>	<b>\$ 80,178.88</b>	<b>\$ 605,334.42</b>	<b>\$ 132,082.32</b>	<b>\$ 737,416.74</b>	<b>31.36%</b>		

**Main Terminal Curbside Expansion - Central Energy Plant**

HCAA Project Number 8205-18-CEP

5/21/2018

Basic Design Services		30%	60%	90%	100%	Total	Construction	Total	W/MBE %	% W/MBE	% Construction
Engineering & Preconstruction Services		Design Dev.	Design Dev.	Const. Docs	Final Docs	Part 1	Administration		of Fee	Goal	Cost
1	HNTB Corporation - Civil	\$ 106,856.68	\$ 86,804.81	\$ 86,686.60	\$ 33,536.46	\$ 313,884.55	\$ 97,839.74	\$ 411,724.29			
2	HNTB Corporation - Architecture	\$ 274,796.84	\$ 286,775.93	\$ 353,920.52	\$ 121,166.28	\$ 1,036,659.57	\$ 321,104.24	\$ 1,357,763.81			
3	HNTB Corporation - Structure	\$ 115,537.59	\$ 115,492.15	\$ 115,480.79	\$ 34,805.62	\$ 381,316.15	\$ 178,235.70	\$ 559,551.85			
4	Hensel Phelps	\$ 241,978.16	\$ 273,189.08	\$ 293,700.11	\$ 160,289.36	\$ 969,156.70	\$ -	\$ 969,156.70			
5	Arehna (geotech)	\$ -	\$ -	\$ -	\$ -	\$ -	\$ -	\$ -	0.00%		
6	Avex (utilities)	\$ 44,907.06	\$ 2,064.90	\$ -	\$ -	\$ 46,971.96	\$ -	\$ 46,971.96			
7	The Beck Group - Existing and Verification	\$ -	\$ -	\$ -	\$ -	\$ -	\$ -	\$ -			
8	Beck Architecture - Design Services	\$ -	\$ -	\$ -	\$ -	\$ -	\$ -	\$ -			
9	Conversant Systems	\$ -	\$ -	\$ -	\$ -	\$ -	\$ -	\$ -			
10	Echo (utilities/SUE)	\$ 8,065.15	\$ -	\$ -	\$ -	\$ 8,065.15	\$ -	\$ 8,065.15	0.15%		
11	H2R (geotech)	\$ 29,997.32	\$ -	\$ -	\$ -	\$ 29,997.32	\$ -	\$ 29,997.32			
12	Henderson (life safety)	\$ 5,283.80	\$ 697.16	\$ -	\$ -	\$ 5,980.96	\$ -	\$ 5,980.96			
13	The Beck Group - Preconstruction	\$ -	\$ -	\$ -	\$ -	\$ -	\$ -	\$ -			
14	LA Design (landscape)	\$ -	\$ 19,820.38	\$ 13,900.14	\$ 14,903.42	\$ 48,623.95	\$ 15,922.24	\$ 64,546.19	1.19%		
15	MCE (structural)	\$ 69,023.64	\$ 65,308.20	\$ 26,388.18	\$ 12,516.18	\$ 173,236.20	\$ 44,025.06	\$ 217,261.26	4.02%		
16	Selbert Perkins (signs)	\$ -	\$ -	\$ -	\$ -	\$ -	\$ -	\$ -			
17	TLC (M.P. FP)	\$ 145,205.67	\$ 220,366.85	\$ 226,144.19	\$ 105,844.29	\$ 697,561.00	\$ 261,973.27	\$ 959,534.27			
19	Vivid (survey)	\$ -	\$ -	\$ -	\$ -	\$ -	\$ -	\$ -	0.00%		
20	VoltAir (Elect)	\$ 100,450.94	\$ 108,483.64	\$ 111,576.38	\$ 42,204.82	\$ 362,715.77	\$ 110,383.49	\$ 473,099.26	8.75%		
21	VoltAir (IT/low voltage)	\$ -	\$ -	\$ -	\$ -	\$ -	\$ -	\$ -	0.00%		
22	RHCA	\$ -	\$ -	\$ -	\$ -	\$ -	\$ 49,980.00	\$ 49,980.00	0.92%		
23	Ariel	\$ 5,659.76	\$ 17,587.22	\$ 23,263.12	\$ 11,682.67	\$ 58,192.77	\$ -	\$ 58,192.77	1.08%		
24	MCO (cost est/scheduling)	\$ 54,670.00	\$ 54,670.00	\$ 62,480.00	\$ 23,430.00	\$ 195,250.00	\$ -	\$ 195,250.00	3.61%		
25	TerraCon (Ind Hygiene)	\$ -	\$ -	\$ -	\$ -	\$ -	\$ -	\$ -			
<b>Design Phase Sub Total</b>		<b>\$ 1,202,432.60</b>	<b>\$ 1,251,260.31</b>	<b>\$ 1,313,540.03</b>	<b>\$ 560,379.09</b>	<b>\$ 4,327,612.03</b>	<b>\$ 1,079,463.75</b>	<b>\$ 5,407,075.78</b>	<b>19.72%</b>		
<b>Reimbursable Expenses</b>											
1	HNTB Corporation - Civil	\$ 3,572.00	\$ 3,072.60	\$ 2,172.60	\$ 2,089.60	\$ 10,906.80	\$ 5,664.00	\$ 16,570.80			
2	HNTB Corporation - Architecture	\$ 28,736.00	\$ 23,945.00	\$ 25,396.00	\$ 4,976.00	\$ 83,253.00	\$ 24,740.00	\$ 107,993.00			
3	HNTB Corporation - Structure	\$ -	\$ -	\$ -	\$ -	\$ -	\$ -	\$ -			
4	Hensel Phelps	\$ 204,699.00	\$ -	\$ -	\$ -	\$ 204,699.00	\$ -	\$ 204,699.00			
5	Arehna (geotech)	\$ -	\$ -	\$ -	\$ -	\$ -	\$ -	\$ -	0.00%		
6	Avex (utilities)	\$ -	\$ -	\$ -	\$ -	\$ -	\$ -	\$ -			
7	The Beck Group - Existing and Verification	\$ -	\$ -	\$ -	\$ -	\$ -	\$ -	\$ -			
8	Beck Architecture - Design Services	\$ -	\$ -	\$ -	\$ -	\$ -	\$ -	\$ -	0.00%		
9	Conversant Systems	\$ 30,000.00	\$ -	\$ -	\$ -	\$ 30,000.00	\$ -	\$ 30,000.00			
10	Echo (utilities/SUE)	\$ -	\$ -	\$ -	\$ -	\$ -	\$ -	\$ -	0.00%		
11	H2R (geotech)	\$ -	\$ -	\$ -	\$ -	\$ -	\$ -	\$ -			
12	Henderson (life safety)	\$ -	\$ -	\$ -	\$ -	\$ -	\$ -	\$ -			
13	The Beck Group - Preconstruction	\$ -	\$ -	\$ -	\$ -	\$ -	\$ -	\$ -	0.00%		
14	LA Design (landscape)	\$ -	\$ -	\$ -	\$ -	\$ -	\$ -	\$ -	0.00%		
15	MCE (structural)	\$ -	\$ -	\$ -	\$ -	\$ -	\$ -	\$ -	0.00%		
16	Selbert Perkins (signs)	\$ -	\$ -	\$ -	\$ -	\$ -	\$ -	\$ -			
17	TLC (M.P. FP)	\$ -	\$ -	\$ -	\$ -	\$ -	\$ -	\$ -			
19	Vivid (survey)	\$ -	\$ -	\$ -	\$ -	\$ -	\$ -	\$ -	0.00%		
20	VoltAir (Elect)	\$ -	\$ -	\$ -	\$ -	\$ -	\$ -	\$ -	0.00%		
21	VoltAir (IT/low voltage)	\$ -	\$ -	\$ -	\$ -	\$ -	\$ -	\$ -	0.00%		
22	RHCA	\$ -	\$ -	\$ -	\$ -	\$ -	\$ 400.00	\$ 400.00	0.11%		
23	Ariel	\$ -	\$ -	\$ -	\$ 9,280.00	\$ 9,280.00	\$ -	\$ 9,280.00	2.52%		
24	MCO (cost est/scheduling)	\$ -	\$ -	\$ -	\$ -	\$ -	\$ -	\$ -	0.00%		
25	TerraCon (Ind Hygiene)	\$ -	\$ -	\$ -	\$ -	\$ -	\$ -	\$ -			
<b>Reimbursables Sub Total</b>		<b>\$ 267,007.00</b>	<b>\$ 27,017.60</b>	<b>\$ 27,768.60</b>	<b>\$ 16,345.60</b>	<b>\$ 338,138.80</b>	<b>\$ 30,804.00</b>	<b>\$ 368,942.80</b>	<b>2.62%</b>		
<b>Total Fee, Allowances, Reimbursable Expenses</b>		<b>\$ 1,469,439.60</b>	<b>\$ 1,278,277.91</b>	<b>\$ 1,341,308.63</b>	<b>\$ 576,724.69</b>	<b>\$ 4,665,750.83</b>	<b>\$ 1,110,267.75</b>	<b>\$ 5,776,018.58</b>	<b>18.63%</b>		



**Main Terminal Curbside Expansion - Administrative Building Demo**

HCAA Project Number 8900-18

5/21/2018

Basic Design Services		30%	60%	90%	100%	Total	Construction	Total	W/MBE %	% W/MBE	% Construction
Engineering & Preconstruction Services		Design Dev.	Design Dev.	Const. Docs	Final Docs	Part 1	Administration		of Fee	Goal	Cost
1	HNTB Corporation - Civil	\$ 4,345.00	\$ 23,717.71	\$ 20,873.89	\$ 4,833.27	\$ 53,569.87	\$ 37,080.78	\$ 90,650.65			
2	HNTB Corporation - Architecture	\$ 29,782.58	\$ 22,400.10	\$ 19,819.96	\$ 10,560.56	\$ 82,563.50	\$ 59,099.24	\$ 141,662.74			
3	HNTB Corporation - Structure	\$ 5,032.48	\$ 3,763.00	\$ 3,763.00	\$ 1,239.66	\$ 13,798.14	\$ 4,369.06	\$ 18,167.20			
4	Hensel Phelps	\$ 12,979.79	\$ 15,493.94	\$ 15,739.99	\$ 8,868.51	\$ 53,082.21	\$ -	\$ 53,082.21			
5	Arehna (geotech)	\$ -	\$ -	\$ -	\$ -	\$ -	\$ -	\$ -	0.00%		
6	Avex (utilities)	\$ 15,901.29	\$ -	\$ -	\$ -	\$ 15,901.29	\$ -	\$ 15,901.29			
7	The Beck Group - Existing and Verification	\$ -	\$ -	\$ -	\$ -	\$ -	\$ -	\$ -			
8	Beck Architecture - Design Services	\$ -	\$ -	\$ -	\$ -	\$ -	\$ -	\$ -			
9	Conversant Systems	\$ -	\$ -	\$ -	\$ -	\$ -	\$ -	\$ -			
10	Echo (utilities/SUE)	\$ 6,145.07	\$ -	\$ -	\$ -	\$ 6,145.07	\$ -	\$ 6,145.07	1.26%		
11	H2R (geotech)	\$ -	\$ -	\$ -	\$ -	\$ -	\$ -	\$ -			
12	Henderson (life safety)	\$ -	\$ -	\$ -	\$ -	\$ -	\$ -	\$ -			
13	The Beck Group - Preconstruction	\$ -	\$ -	\$ -	\$ -	\$ -	\$ -	\$ -			
14	LA Design (landscape)	\$ -	\$ -	\$ -	\$ -	\$ -	\$ -	\$ -	0.00%		
15	MCE (structural)	\$ 13,886.64	\$ 10,434.72	\$ 5,111.34	\$ 2,899.29	\$ 32,331.99	\$ 7,377.03	\$ 39,709.02	8.13%		
16	Selbert Perkins (signs)	\$ -	\$ -	\$ -	\$ -	\$ -	\$ -	\$ -			
17	TLC (M.P. FP)	\$ 10,975.36	\$ 8,324.99	\$ 2,943.90	\$ 2,067.35	\$ 24,311.60	\$ 19,786.87	\$ 44,098.46			
19	Vivid (survey)	\$ -	\$ -	\$ -	\$ -	\$ -	\$ -	\$ -	0.00%		
20	VoltAir (Elect)	\$ 8,885.91	\$ 7,030.78	\$ 4,313.97	\$ 3,427.02	\$ 23,657.69	\$ 10,563.90	\$ 34,221.59	7.00%		
21	VoltAir (IT/low voltage)	\$ -	\$ -	\$ -	\$ -	\$ -	\$ -	\$ -	0.00%		
22	RHCA	\$ -	\$ -	\$ -	\$ -	\$ -	\$ -	\$ -	0.00%		
23	Ariel	\$ 477.48	\$ 1,233.37	\$ 1,648.97	\$ 755.89	\$ 4,115.70	\$ -	\$ 4,115.70	0.84%		
24	MCO (cost est/scheduling)	\$ 7,497.60	\$ 7,497.60	\$ 8,747.20	\$ 6,248.00	\$ 29,990.40	\$ -	\$ 29,990.40	6.14%		
25	TerraCon (Ind Hygiene)	\$ 9,220.32	\$ 554.40	\$ 554.40	\$ 554.40	\$ 10,883.52	\$ -	\$ 10,883.52			
<b>Design Phase Sub Total</b>		<b>\$ 125,129.81</b>	<b>\$ 100,450.60</b>	<b>\$ 83,316.62</b>	<b>\$ 41,453.95</b>	<b>\$ 350,350.98</b>	<b>\$ 138,276.87</b>	<b>\$ 488,627.85</b>	<b>23.37%</b>		
<b>Reimbursable Expenses</b>											
1	HNTB Corporation - Civil	\$ -	\$ 908.36	\$ 658.36	\$ 658.36	\$ 2,225.08	\$ 1,548.00	\$ 3,773.08			
2	HNTB Corporation - Architecture	\$ 2,288.00	\$ 1,906.00	\$ 2,038.00	\$ 396.00	\$ 6,628.00	\$ 2,854.00	\$ 9,482.00			
3	HNTB Corporation - Structure	\$ -	\$ -	\$ -	\$ -	\$ -	\$ -	\$ -			
4	Hensel Phelps	\$ 14,117.00	\$ -	\$ -	\$ -	\$ 14,117.00	\$ -	\$ 14,117.00			
5	Arehna (geotech)	\$ -	\$ -	\$ -	\$ -	\$ -	\$ -	\$ -	0.00%		
6	Avex (utilities)	\$ -	\$ -	\$ -	\$ -	\$ -	\$ -	\$ -			
7	The Beck Group - Existing and Verification	\$ -	\$ -	\$ -	\$ -	\$ -	\$ -	\$ -			
8	Beck Architecture - Design Services	\$ -	\$ -	\$ -	\$ -	\$ -	\$ -	\$ -	0.00%		
9	Conversant Systems	\$ -	\$ -	\$ -	\$ -	\$ -	\$ -	\$ -			
10	Echo (utilities/SUE)	\$ -	\$ -	\$ -	\$ -	\$ -	\$ -	\$ -	0.00%		
11	H2R (geotech)	\$ -	\$ -	\$ -	\$ -	\$ -	\$ -	\$ -			
12	Henderson (life safety)	\$ -	\$ -	\$ -	\$ -	\$ -	\$ -	\$ -			
13	The Beck Group - Preconstruction	\$ -	\$ -	\$ -	\$ -	\$ -	\$ -	\$ -	0.00%		
14	LA Design (landscape)	\$ -	\$ -	\$ -	\$ -	\$ -	\$ -	\$ -	0.00%		
15	MCE (structural)	\$ -	\$ -	\$ -	\$ -	\$ -	\$ -	\$ -	0.00%		
16	Selbert Perkins (signs)	\$ -	\$ -	\$ -	\$ -	\$ -	\$ -	\$ -			
17	TLC (M.P. FP)	\$ -	\$ -	\$ -	\$ -	\$ -	\$ -	\$ -			
19	Vivid (survey)	\$ -	\$ -	\$ -	\$ -	\$ -	\$ -	\$ -	0.00%		
20	VoltAir (Elect)	\$ -	\$ -	\$ -	\$ -	\$ -	\$ -	\$ -	0.00%		
21	VoltAir (IT/low voltage)	\$ -	\$ -	\$ -	\$ -	\$ -	\$ -	\$ -	0.00%		
22	RHCA	\$ -	\$ -	\$ -	\$ -	\$ -	\$ -	\$ -	0.00%		
23	Ariel	\$ -	\$ -	\$ -	\$ 640.00	\$ 640.00	\$ -	\$ 640.00	1.99%		
24	MCO (cost est/scheduling)	\$ -	\$ -	\$ -	\$ -	\$ -	\$ -	\$ -	0.00%		
25	TerraCon (Ind Hygiene)	\$ 4,100.00	\$ -	\$ -	\$ -	\$ 4,100.00	\$ -	\$ 4,100.00			
<b>Reimbursables Sub Total</b>		<b>\$ 20,505.00</b>	<b>\$ 2,814.36</b>	<b>\$ 2,696.36</b>	<b>\$ 1,694.36</b>	<b>\$ 27,710.08</b>	<b>\$ 4,402.00</b>	<b>\$ 32,112.08</b>	<b>1.99%</b>		
<b>Total Fee, Allowances, Reimbursable Expenses</b>		<b>\$ 145,634.81</b>	<b>\$ 103,264.96</b>	<b>\$ 86,012.98</b>	<b>\$ 43,148.31</b>	<b>\$ 378,061.06</b>	<b>\$ 142,678.87</b>	<b>\$ 520,739.93</b>	<b>22.05%</b>		

**Main Terminal Curbside Expansion - Existing Terminal Ceiling Replacement**

HCAA Project Number 8240-19

5/21/2018											
Basic Design Services		30%	60%	90%	100%	Total	Construction	Total	W/MBE %	% W/MBE	% Construction
Engineering & Preconstruction Services		Design Dev.	Design Dev.	Const. Docs	Final Docs	Part 1	Administration		of Fee	Goal	Cost
1	HNTB Corporation - Civil	\$ 2,370.00	\$ 15,859.91	\$ 15,866.15	\$ 6,236.75	\$ 40,332.81	\$ 15,310.73	\$ 55,643.54			
2	HNTB Corporation - Architecture	\$ 19,833.16	\$ 7,477.15	\$ 29,218.44	\$ 12,372.00	\$ 68,900.75	\$ 58,891.92	\$ 127,792.67			
3	HNTB Corporation - Structure	\$ 1,224.75	\$ 1,224.75	\$ 2,449.50	\$ 1,224.75	\$ 6,123.75	\$ 12,523.69	\$ 18,647.44			
4	Hensel Phelps	\$ 37,065.22	\$ 43,320.73	\$ 46,325.79	\$ 22,948.78	\$ 149,660.52	\$ -	\$ 149,660.52			
5	Arehna (geotech)	\$ -	\$ -	\$ -	\$ -	\$ -	\$ -	\$ -	0.00%		
6	Avres (utilities)	\$ -	\$ -	\$ -	\$ -	\$ -	\$ -	\$ -			
7	The Beck Group - Existing and Verification	\$ -	\$ -	\$ -	\$ -	\$ -	\$ -	\$ -			
8	Beck Architecture - Design Services	\$ -	\$ -	\$ -	\$ -	\$ -	\$ -	\$ -			
9	Conversant Systems	\$ -	\$ -	\$ -	\$ -	\$ -	\$ -	\$ -			
10	Echo (utilities/SUE)	\$ -	\$ -	\$ -	\$ -	\$ -	\$ -	\$ -	0.00%		
11	H2R (geotech)	\$ -	\$ -	\$ -	\$ -	\$ -	\$ -	\$ -			
12	Henderson (life safety)	\$ -	\$ -	\$ -	\$ -	\$ -	\$ -	\$ -			
13	The Beck Group - Preconstruction	\$ -	\$ -	\$ -	\$ -	\$ -	\$ -	\$ -			
14	LA Design (landscape)	\$ -	\$ -	\$ -	\$ -	\$ -	\$ -	\$ -	0.00%		
15	MCE (structural)	\$ -	\$ -	\$ -	\$ -	\$ -	\$ -	\$ -	0.00%		
16	Selbert Perkins (signs)	\$ 6,460.91	\$ 2,706.82	\$ 1,951.15	\$ 1,087.81	\$ 12,206.69	\$ 1,762.29	\$ 13,968.99			
17	TLC (M.P. FP)	\$ 13,599.13	\$ 14,115.62	\$ 15,097.49	\$ 12,662.20	\$ 55,474.44	\$ 17,084.78	\$ 72,559.22			
19	Vivid (survey)	\$ -	\$ -	\$ -	\$ -	\$ -	\$ -	\$ -	0.00%		
20	VoltAir (Elect)	\$ 26,022.18	\$ 29,217.45	\$ 24,215.09	\$ 10,035.48	\$ 89,490.19	\$ 44,784.96	\$ 134,275.15	21.81%		
21	VoltAir (IT/low voltage)	\$ -	\$ -	\$ -	\$ -	\$ -	\$ -	\$ -	0.00%		
22	RHCA	\$ -	\$ -	\$ -	\$ -	\$ -	\$ -	\$ -	0.00%		
23	Ariel	\$ 755.89	\$ 2,404.86	\$ 3,230.69	\$ 1,648.97	\$ 8,040.41	\$ -	\$ 8,040.41	1.31%		
24	MCO (cost est/scheduling)	\$ 12,496.00	\$ 12,496.00	\$ 7,497.60	\$ 2,499.20	\$ 34,988.80	\$ -	\$ 34,988.80	5.68%		
25	TerraCon (Ind Hygiene)	\$ -	\$ -	\$ -	\$ -	\$ -	\$ -	\$ -			
<b>Design Phase Sub Total</b>		<b>\$ 119,827.24</b>	<b>\$ 128,823.30</b>	<b>\$ 145,851.90</b>	<b>\$ 70,715.93</b>	<b>\$ 465,218.36</b>	<b>\$ 150,358.37</b>	<b>\$ 615,576.73</b>	<b>28.80%</b>		
<b>Reimbursable Expenses</b>											
1	HNTB Corporation - Civil	\$ -	\$ 958.36	\$ 783.36	\$ 783.36	\$ 2,525.08	\$ 888.00	\$ 3,413.08			
2	HNTB Corporation - Architecture	\$ 1,909.00	\$ 1,591.00	\$ 1,701.00	\$ 331.00	\$ 5,532.00	\$ 2,022.00	\$ 7,554.00			
3	HNTB Corporation - Structure	\$ -	\$ -	\$ -	\$ -	\$ -	\$ -	\$ -			
4	Hensel Phelps	\$ 28,234.00	\$ -	\$ -	\$ -	\$ 28,234.00	\$ -	\$ 28,234.00			
5	Arehna (geotech)	\$ -	\$ -	\$ -	\$ -	\$ -	\$ -	\$ -	0.00%		
6	Avres (utilities)	\$ -	\$ -	\$ -	\$ -	\$ -	\$ -	\$ -			
7	The Beck Group - Existing and Verification	\$ -	\$ -	\$ -	\$ -	\$ -	\$ -	\$ -			
8	Beck Architecture - Design Services	\$ -	\$ -	\$ -	\$ -	\$ -	\$ -	\$ -	0.00%		
9	Conversant Systems	\$ -	\$ -	\$ -	\$ -	\$ -	\$ -	\$ -			
10	Echo (utilities/SUE)	\$ -	\$ -	\$ -	\$ -	\$ -	\$ -	\$ -	0.00%		
11	H2R (geotech)	\$ -	\$ -	\$ -	\$ -	\$ -	\$ -	\$ -			
12	Henderson (life safety)	\$ -	\$ -	\$ -	\$ -	\$ -	\$ -	\$ -			
13	The Beck Group - Preconstruction	\$ -	\$ -	\$ -	\$ -	\$ -	\$ -	\$ -	0.00%		
14	LA Design (landscape)	\$ -	\$ -	\$ -	\$ -	\$ -	\$ -	\$ -	0.00%		
15	MCE (structural)	\$ -	\$ -	\$ -	\$ -	\$ -	\$ -	\$ -	0.00%		
16	Selbert Perkins (signs)	\$ 646.09	\$ 270.68	\$ 195.12	\$ 108.78	\$ 1,220.67	\$ 176.23	\$ 1,396.90			
17	TLC (M.P. FP)	\$ -	\$ -	\$ -	\$ -	\$ -	\$ -	\$ -			
19	Vivid (survey)	\$ -	\$ -	\$ -	\$ -	\$ -	\$ -	\$ -	0.00%		
20	VoltAir (Elect)	\$ -	\$ -	\$ -	\$ -	\$ -	\$ -	\$ -	0.00%		
21	VoltAir (IT/low voltage)	\$ -	\$ -	\$ -	\$ -	\$ -	\$ -	\$ -	0.00%		
22	RHCA	\$ -	\$ -	\$ -	\$ -	\$ -	\$ -	\$ -	0.00%		
23	Ariel	\$ -	\$ -	\$ -	\$ 1,280.00	\$ 1,280.00	\$ -	\$ 1,280.00	3.06%		
24	MCO (cost est/scheduling)	\$ -	\$ -	\$ -	\$ -	\$ -	\$ -	\$ -	0.00%		
25	TerraCon (Ind Hygiene)	\$ -	\$ -	\$ -	\$ -	\$ -	\$ -	\$ -			
<b>Reimbursables Sub Total</b>		<b>\$ 30,789.09</b>	<b>\$ 2,820.04</b>	<b>\$ 2,679.48</b>	<b>\$ 2,503.14</b>	<b>\$ 38,791.75</b>	<b>\$ 3,086.23</b>	<b>\$ 41,877.98</b>	<b>3.06%</b>		
<b>Total Fee, Allowances, Reimbursable Expenses</b>		<b>\$ 150,616.33</b>	<b>\$ 131,643.34</b>	<b>\$ 148,531.38</b>	<b>\$ 73,219.07</b>	<b>\$ 504,010.11</b>	<b>\$ 153,444.60</b>	<b>\$ 657,454.71</b>	<b>27.16%</b>		

# REIMBURSABLE EXPENSES



PROPOSAL NO: [B-18-024](#)

JOB NAME: Main Terminal Curbside Expansion -  
Blueside

CLIENT: HNTB

PREPARED BY: ALG/JAM

DATE: 04/10/18

**Assumptions**

**Curbside Express** – 9 SPT boring x 75 feet

**Approach Bridges** – 5 SPT boring x 75 feet

**Roadway** – Approx 1 boring/200 feet to 6 feet – 12 borings x 6 feet = 72 LF, cores every 500 feet, 6 cores

**Miscellaneous Structures** (signage, lighting CCTV) – assume 4 locations – 4 SPT x 25 feet = 100 LF

**Drainage** - 2 DRIs with 5' HA

**ENGINEERING SERVICES**

	Quantity	Units	Rate	Subtotal
Engineering Intern	375	Hour	\$ 77.88	\$ 29,205.00
Geotechnical Engineer	250	Hour	\$ 108.18	\$ 27,045.00
Engineering Technician	120	Hour	\$ 48.00	\$ 5,760.00
Principal Engineer	35	Hour	\$ 194.70	\$ 6,814.50
Secretary/Clerical	30	Hour	\$ 57.00	\$ 1,710.00
Senior Designer	125	Hour	\$ 89.43	\$ 11,178.75
Senior Engineer	60	Hour	\$ 170.91	\$ 10,254.60
Senior Engineering Technician	140	Hour	\$ 75.00	\$ 10,500.00
Project Manager	94	Hour	\$ 180.30	\$ 16,948.20
<b>Engineering Services Subtotal</b>				<b>\$ 119,416.05</b>

**FIELD SERVICES**

	Quantity	Units	Rate	Subtotal
210 -Asphalt Pavement Coring - 4" dia with Base Depth Check	6	Each	\$ 185.00	\$ 1,110.00
401-Geo Auger Borings- HA & Truck/Mud Bug	82	LF	\$ 12.00	\$ 984.00
415-Geo Double Ring Infiltration ASTM D3385	2	Each	\$ 550.00	\$ 1,100.00
418-Geo Drill Crew Support Vehicle	16	Day	\$ 150.00	\$ 2,400.00
427-Geo Extra SPT Samples-Truck/Mud Bug 0-50 Ft	70	Each	\$ 37.00	\$ 2,590.00
428-Geo Extra SPT Samples-Truck/Mud Bug 50-100 Ft	150	Each	\$ 41.00	\$ 6,150.00
440-Geo Grout Boreholes- Truck/Mud Bug 0-50 Ft	775	LF	\$ 5.20	\$ 4,030.00
441-Geo Grout Boreholes- Truck/Mud Bug 50-100 Ft	225	LF	\$ 6.20	\$ 1,395.00
462-Geo Rock Coring Truck/Mud Bug 0-50 Ft 4" ID & over	75	LF	\$ 47.00	\$ 3,525.00
464-Geo Rock Coring Truck/Mud Bug 50-100 Ft 4" ID over	75	LF	\$ 61.00	\$ 4,575.00
478-Geo SPT Truck/Mud Bug 0-50 Ft	525	LF	\$ 14.50	\$ 7,612.50
479-Geo SPT Truck/Mud Bug 50-100 Ft	100	LF	\$ 21.50	\$ 2,150.00
478a-Geo SPT Truck/Mud Bug limited access 0-50 Ft	250	LF	\$ 19.00	\$ 4,750.00
479a-Geo SPT Truck/Mud Bug limited access 50-100 Ft	125	LF	\$ 26.50	\$ 3,312.50
488-Geo Temp Casing 3" Truck/Mud Bug 0-50 Ft	450	LF	\$ 8.50	\$ 3,825.00
489-Geo Temp Casing 3" Truck/Mud Bug 50-100 Ft	225	LF	\$ 10.25	\$ 2,306.25
508-Geo Temp Casing 6" Truck/Mud Bug 0-50 Ft	250	LF	\$ 13.50	\$ 3,375.00
509-Geo Temp Casing 6" Truck/Mud Bug 50-100 Ft	125	LF	\$ 16.10	\$ 2,012.50
514-Geo Truck/Mud Bug Mobil (30 miles straightline distance)	2	Each	\$ 468.00	\$ 936.00
603-Mobilization Asphalt Coring Equipment	1	Each	\$ 350.00	\$ 350.00
Standby time (drill crew)	8	Hour	\$ 220.00	\$ 1,760.00
<b>Field Services Subtotal</b>				<b>\$ 60,248.75</b>

**LABORATORY SERVICES**

	<b>Quantity</b>	<b>Units</b>	<b>Rate</b>		<b>Subtotal</b>
805-Soils Corrosion Series FM 5-550 through 5-553	4	Test	\$ 200.00	\$	800.00
817-Soils Moisture Content Laboratory AASHTO T265	60	Test	\$ 15.00	\$	900.00
819-Soils Organic Content Ignition FM 1 T-267	2	Test	\$ 40.00	\$	80.00
822-Soils Particle Size Anlys AASHTO T88 (No Hydrometer)	60	Test	\$ 65.00	\$	3,900.00
826-Soils Plastic Limit & Plasticity Index AASHTO T90	15	Test	\$ 70.00	\$	1,050.00
832-Soils Split Tensile Strgth of Rock Cores ASTM D3967	30	Test	\$135.00	\$	4,050.00
838-Soils Unconfined Compression - Rock ASTM D7012, Method C	30	Test	\$135.00	\$	4,050.00
810-Soils Limerock Bearing Ratio (LBR) FM 5-515	4	Test	\$450.00	\$	1,800.00
		<b>Laboratory Services Subtotal</b>	<b>\$</b>		<b>16,630.00</b>

**Services Provided by Others****MAINTENANCE OF TRAFFIC (ACME BARRICADES LLC):**

	<b>Quantity</b>	<b>Units</b>	<b>Rate</b>		<b>Subtotal</b>
Index 613 (Single Lane Closure)	3	Day	\$ 1,000.00	\$	3,000.00
Light Tower	0	Day	\$ 210.00	\$	-
Index 612 (Shoulder Work)	8	Day	\$ 850.00	\$	6,800.00
Attenuator Truck with Driver	3	Day	\$ 1,000.00	\$	3,000.00
MOT Plan	2	Each	\$ 150.00	\$	300.00
		<b>MOT Services</b>	<b>\$</b>		<b>13,100.00</b>

**OFF-DUTY POLICE OFFICER (LE SECURITY, INC.)**

	<b>Quantity</b>	<b>Units</b>	<b>Rate</b>		<b>Subtotal</b>
Off-Duty Police Officer	30	Hour	\$ 56.00	\$	1,680.00
		<b>Off-Duty Officer</b>	<b>\$</b>		<b>1,680.00</b>
		<b>Services Provided by Others</b>	<b>\$</b>		<b>14,780.00</b>

<b>GEOTECHNICAL SERVICES TOTAL</b>	<b>\$</b>	<b>211,074.80</b>
------------------------------------	-----------	-------------------





PROPOSAL NO: [B-18-024](#)

JOB NAME: Main Terminal Curbside Expansion -  
FAA Parking Lot

CLIENT: HNTB

PREPARED BY: ALG/JAM

DATE: 04/10/18

**Assumptions**

- 3 Pavment Cores with 5' Hand Augers
- 1 DRI with 5' Hand Auger Boring

**ENGINEERING SERVICES**

	Quantity	Units	Rate		Subtotal
Engineering Intern	16	Hour	\$	77.88	\$ 1,246.08
Geotechnical Engineer	4	Hour	\$	108.18	\$ 432.72
Engineering Technician	8	Hour	\$	48.00	\$ 384.00
Principal Engineer	1	Hour	\$	194.70	\$ 194.70
Secretary/Clerical	1	Hour	\$	57.00	\$ 57.00
Senior Designer	8	Hour	\$	89.43	\$ 715.44
Senior Engineer	1	Hour	\$	170.91	\$ 170.91
Senior Engineering Technician	8	Hour	\$	75.00	\$ 600.00
Project Manager	8	Hour	\$	180.30	\$ 1,442.40
<b>Engineering Services Subtotal</b>					<b>\$ 5,243.25</b>

**FIELD SERVICES**

	Quantity	Units	Rate		Subtotal
209 -Asphalt Pavement Coring - 4" dia with Base Depth Check	3	Each	\$	185.00	\$ 555.00
401-Geo Auger Borings- HA & Truck/Mud Bug	20	LF	\$	12.00	\$ 240.00
415-Geo Double Ring Infiltration ASTM D3385	1	Each	\$	550.00	\$ 550.00
418-Geo Drill Crew Support Vehicle	1	Day	\$	150.00	\$ 150.00
427-Geo Extra SPT Samples-Truck/Mud Bug 0-50 Ft	0	Each	\$	37.00	\$ -
428-Geo Extra SPT Samples-Truck/Mud Bug 50-100 Ft	0	Each	\$	41.00	\$ -
440-Geo Grout Boreholes- Truck/Mud Bug 0-50 Ft	20	LF	\$	5.20	\$ 104.00
441-Geo Grout Boreholes- Truck/Mud Bug 50-100 Ft	0	LF	\$	6.20	\$ -
462-Geo Rock Coring Truck/Mud Bug 0-50 Ft 4" ID & over	0	LF	\$	47.00	\$ -
464-Geo Rock Coring Truck/Mud Bug 50-100 Ft 4" ID over	0	LF	\$	61.00	\$ -
478-Geo SPT Truck/Mud Bug 0-50 Ft	0	LF	\$	14.50	\$ -
479-Geo SPT Truck/Mud Bug 50-100 Ft	0	LF	\$	21.50	\$ -
478a-Geo SPT Truck/Mud Bug limited access 0-50 Ft	0	LF	\$	19.00	\$ -
479a-Geo SPT Truck/Mud Bug limited access 50-100 Ft	0	LF	\$	26.50	\$ -
488-Geo Temp Casing 3" Truck/Mud Bug 0-50 Ft	0	LF	\$	8.50	\$ -
489-Geo Temp Casing 3" Truck/Mud Bug 50-100 Ft	0	LF	\$	10.25	\$ -
508-Geo Temp Casing 6" Truck/Mud Bug 0-50 Ft	0	LF	\$	13.50	\$ -
509-Geo Temp Casing 6" Truck/Mud Bug 50-100 Ft	0	LF	\$	16.10	\$ -
514-Geo Truck/Mud Bug Mobil (30 miles straightline distance)	0	Each	\$	468.00	\$ -
603-Mobilization Asphalt Coring Equipment	1	Each	\$	350.00	\$ 350.00
Standby time (drill crew)	0	Hour	\$	200.00	\$ -
<b>Field Services Subtotal</b>					<b>\$ 1,949.00</b>

**LABORATORY SERVICES**

		<b>Units</b>	<b>Rate</b>		<b>Subtotal</b>
805-Soils Corrosion Series FM 5-550 through 5-553	0	Test	\$	200.00	\$ -
817-Soils Moisture Content Laboratory AASHTO T265	3	Test	\$	15.00	\$ 45.00
819-Soils Organic Content Ignition FM 1 T-267	1	Test	\$	40.00	\$ 40.00
822-Soils Particle Size Anlys AASHTO T88 (No Hydrometer)	3	Test	\$	65.00	\$ 195.00
826-Soils Plastic Limit & Plasticity Index AASHTO T90	2	Test	\$	70.00	\$ 140.00
832-Soils Split Tensile Strgth of Rock Cores ASTM D3967	0	Test		\$135.00	\$ -
838-Soils Unconfined Compression - Rock ASTM D7012, Method C	0	Test		\$135.00	\$ -
810-Soils Limerock Bearing Ratio (LBR) FM 5-515	1	Test		\$350.00	\$ 350.00
		<b>Laboratory Services Subtotal</b>	<b>\$</b>		<b>\$ 770.00</b>

<b>GEOTECHNICAL SERVICES TOTAL</b>	<b>\$</b>	<b>7,962.25</b>
------------------------------------	-----------	-----------------



PROPOSAL NO: [B-18-024](#)

JOB NAME: Main Terminal Curbside Expansion -  
Loading Dock

CLIENT: HNTB

PREPARED BY: ALG/JAM

DATE: 04/10/18

**Assumptions**

**Loading Dock** - 3 SPT borings x 75 feet

**ENGINEERING SERVICES**

	Quantity	Units	Rate		Subtotal
Engineering Intern	45	Hour	\$	77.88	\$ 3,504.60
Geotechnical Engineer	16	Hour	\$	108.18	\$ 1,730.88
Engineering Technician	12	Hour	\$	48.00	\$ 576.00
Principal Engineer	8	Hour	\$	194.70	\$ 1,557.60
Secretary/Clerical	4	Hour	\$	57.00	\$ 228.00
Senior Designer	16	Hour	\$	89.43	\$ 1,430.88
Senior Engineer	12	Hour	\$	170.91	\$ 2,050.92
Senior Engineering Technician	18	Hour	\$	75.00	\$ 1,350.00
Project Manager	15	Hour	\$	180.30	\$ 2,704.50
<b>Engineering Services Subtotal</b>					<b>\$ 15,133.38</b>

**FIELD SERVICES**

	Quantity	Units	Rate		Subtotal
209 -Asphalt Pavement Coring - 4" dia with Base Depth Check	0	Each	\$	185.00	\$ -
401-Geo Auger Borings- HA & Truck/Mud Bug	0	LF	\$	12.00	\$ -
415-Geo Double Ring Infiltration ASTM D3385	0	Each	\$	550.00	\$ -
418-Geo Drill Crew Support Vehicle	5	Day	\$	150.00	\$ 750.00
427-Geo Extra SPT Samples-Truck/Mud Bug 0-50 Ft	24	Each	\$	37.00	\$ 888.00
428-Geo Extra SPT Samples-Truck/Mud Bug 50-100 Ft	15	Each	\$	41.00	\$ 615.00
440-Geo Grout Boreholes- Truck/Mud Bug 0-50 Ft	150	LF	\$	5.20	\$ 780.00
441-Geo Grout Boreholes- Truck/Mud Bug 50-100 Ft	75	LF	\$	6.20	\$ 465.00
462-Geo Rock Coring Truck/Mud Bug 0-50 Ft 4" ID & over	0	LF	\$	47.00	\$ -
464-Geo Rock Coring Truck/Mud Bug 50-100 Ft 4" ID over	0	LF	\$	61.00	\$ -
478-Geo SPT Truck/Mud Bug 0-50 Ft	150	LF	\$	14.50	\$ 2,175.00
479-Geo SPT Truck/Mud Bug 50-100 Ft	75	LF	\$	21.50	\$ 1,612.50
478a-Geo SPT Truck/Mud Bug limited access 0-50 Ft	0	LF	\$	19.00	\$ -
479a-Geo SPT Truck/Mud Bug limited access 50-100 Ft	0	LF	\$	26.50	\$ -
488-Geo Temp Casing 3" Truck/Mud Bug 0-50 Ft	150	LF	\$	8.50	\$ 1,275.00
489-Geo Temp Casing 3" Truck/Mud Bug 50-100 Ft	75	LF	\$	10.25	\$ 768.75
508-Geo Temp Casing 6" Truck/Mud Bug 0-50 Ft	0	LF	\$	13.50	\$ -
509-Geo Temp Casing 6" Truck/Mud Bug 50-100 Ft	0	LF	\$	16.10	\$ -
514-Geo Truck/Mud Bug Mobil (30 miles straightline distance)	1	Each	\$	468.00	\$ 468.00
603-Mobilization Asphalt Coring Equipment	0	Each	\$	350.00	\$ -
Standby time (drill crew)	5	Hour	\$	200.00	\$ 1,000.00
<b>Field Services Subtotal</b>					<b>\$ 10,797.25</b>

**LABORATORY SERVICES**

			<b>24</b>		
	<b>Quantity</b>	<b>Units</b>	<b>Rate</b>		<b>Subtotal</b>
805-Soils Corrosion Series FM 5-550 through 5-553	2	Test	\$	200.00	\$ 400.00
817-Soils Moisture Content Laboratory AASHTO T265	12	Test	\$	15.00	\$ 180.00
819-Soils Organic Content Ignition FM 1 T-267	2	Test	\$	40.00	\$ 80.00
822-Soils Particle Size Anlys AASHTO T88 (No Hydrometer)	10	Test	\$	65.00	\$ 650.00
826-Soils Plastic Limit & Plasticity Index AASHTO T90	8	Test	\$	70.00	\$ 560.00
832-Soils Split Tensile Strgth of Rock Cores ASTM D3967	0	Test		\$135.00	\$ -
838-Soils Unconfined Compression - Rock ASTM D7012, Method C	0	Test		\$135.00	\$ -
810-Soils Limerock Bearing Ratio (LBR) FM 5-515	0	Test		\$450.00	\$ -
				<b>Laboratory Services Subtotal</b>	<b>\$ 1,870.00</b>

**Services Provided by Others****MAINTENANCE OF TRAFFIC (ACME BARRICADES LLC):**

	<b>Quantity</b>	<b>Units</b>	<b>Rate</b>		<b>Subtotal</b>
Index 613 (Single Lane Closure)	3	Day	\$	1,000.00	\$ 3,000.00
Light Tower	0	Day	\$	210.00	\$ -
Index 612 (Shoulder Work)	0	Day	\$	850.00	\$ -
Attenuator Truck with Driver	0	Day	\$	1,000.00	\$ -
MOT Plan	1	Each	\$	150.00	\$ 150.00
				<b>MOT Services</b>	<b>\$ 3,150.00</b>

<b>GEOTECHNICAL SERVICES TOTAL</b>	<b>\$ 30,950.63</b>
------------------------------------	---------------------

**Ariel Business Group, Inc**

Main Terminal Curbside Expansion, New Energy Plant and Related Work  
Part I Agreement -

**REIMBURSEABLES:**

<b>Category</b>	<b>Budget</b>
Equipment -Computers, Laptops	\$ 7,500.00
Travel	\$ 4,500.00
Reproduction	\$ 5,000.00
Community Outreach	\$ 15,000.00
<b>TOTAL</b>	<b>\$ 32,000.00</b>

\$1,740 ( 8 hrs ) = \$217.50 per hr  
 \$1,000 ( 8 hrs ) = \$125.00 per hr

**e Expansion – Blueside** Budget = \$1,000  
 0 hrs = \$0.00  
 8 hrs = \$1,000.00  
 \$1,000.00

**e Expansion – Redside** Budget = \$9,000  
 0 hrs = \$0.00  
 40 hrs = \$5,000.00  
 \$9,000.00

**Rate \$200/night-includes light bank rental**

Rate \$1,750-Night MOT includes: Arrow Boards, light bank, cone set up and break down provided by MOT Company  
 Rate \$1,050-Day MOT includes: Arrow Boards, cone set up and break down to be provided by MOT Company

\$1,750 ( 8 Hours)=218.75 per hour  
 \$1,050 ( 8 hours)=131.25 per hour

	30%	60%	90%
	Design Dev.	Design Dev.	Const. Docs
<b>Budget</b>			
Main Terminal Curbside Expansion - Blueside	\$ 1,000.00	\$ -	\$ -
Main Terminal Curbside Expansion - Redside	\$ 9,000.00	\$ -	\$ -
Main Terminal Curbside Expansion - FAA Lot	\$ -	\$ -	\$ -
Main Terminal Curbside Expansion - Central Energy Plant (including Utilidor tunnel)	\$ -	\$ -	\$ -
Main Terminal Curbside Expansion - Loading Dock	\$ -	\$ -	\$ -
Main Terminal Curbside Expansion - Admin Bldg Demo	\$ -	\$ -	\$ -
	<b>\$ 10,000.00</b>	<b>\$ -</b>	<b>\$ -</b>
	30%	60%	90%
	Design Dev.	Design Dev.	Const. Docs
<b>Breakdown Night/Day</b>			
Main Terminal Curbside Expansion - Blueside	1 day		
Main Terminal Curbside Expansion - Redside	5 nights		
Main Terminal Curbside Expansion - FAA Lot			
Main Terminal Curbside Expansion - Central Energy Plant (including Utilidor tunnel)			
Main Terminal Curbside Expansion - Loading Dock			
Main Terminal Curbside Expansion - Admin Bldg Demo			
	30%	60%	90%
	Design Dev.	Design Dev.	Const. Docs
<b>Breakdown/Hours</b>			
Main Terminal Curbside Expansion - Blueside	1 day/ 8hr		
Main Terminal Curbside Expansion - Redside	5 nights/ 40 hr		
Main Terminal Curbside Expansion - FAA Lot			
Main Terminal Curbside Expansion - Central Energy Plant (including Utilidor tunnel)			
Main Terminal Curbside Expansion - Loading Dock			
Main Terminal Curbside Expansion - Admin Bldg Demo			
	120 night/120 day	56 night/8 day	48 night/ 8 day
	30%	60%	90%
	Design Dev.	Design Dev.	Const. Docs
<b>Actual</b>			
Main Terminal Curbside Expansion - Blueside	\$ 1,000.00	\$ -	\$ -
Main Terminal Curbside Expansion - Redside	\$ 9,000.00	\$ -	\$ -
Main Terminal Curbside Expansion - FAA Lot	\$ -	\$ -	\$ -
Main Terminal Curbside Expansion - Central Energy Plant (including Utilidor tunnel)	\$ -	\$ -	\$ -
Main Terminal Curbside Expansion - Loading Dock	\$ -	\$ -	\$ -
Main Terminal Curbside Expansion - Admin Bldg Demo	\$ -	\$ -	\$ -
	<b>\$ 10,000.00</b>	<b>\$ -</b>	<b>\$ -</b>

HCBECK, LTD.  
TIA CURBSIDE EXPANSION  
PART 1 REIMBURSABLE EXPENSE BREAKDOWN - EXISTING CONDITIONS ASSESSMENT

GENERAL	TOTAL ESTIMATED COST	30% DESIGN PHASE		60% DESIGN PHASE		90% DESIGN PHASE		100% DESIGN PHASE	
		BLUE SIDE	RED SIDE	BLUE SIDE	RED SIDE	BLUE SIDE	RED SIDE	BLUE SIDE	RED SIDE
TPA Badging	\$ 833	\$ 417	\$ 417						
Copier and General Printing	\$ 4,000	\$ 500	\$ 500	\$ 500	\$ 500	\$ 500	\$ 500	\$ 500	\$ 500
<b>PARKING</b>									
Site Investigation, Constructability Team 3 Staff, 6/7/18 to 10/1/19	\$ 23,166	\$ 4,633	\$ 4,633	\$ 3,475	\$ 3,475	\$ 1,737	\$ 1,737	\$ 1,737	\$ 1,737
<b>SITE INVESTIGATION</b>									
Verification Equipment (lifts, barricades, signage, etc.)	\$ 15,000	\$ 5,625	\$ 5,625	\$ 1,875	\$ 1,875				
Small Tools	\$ 5,000	\$ 1,875	\$ 1,875	\$ 625	\$ 625				
Safety Equipment, PPE	\$ 2,500	\$ 938	\$ 938	\$ 313	\$ 313				
Scanning Contingency	\$ 25,000	\$ 12,500	\$ 12,500						
<b>VIRTUAL BUSINESS GROUP COLLABORATION</b>									
Flights/Airfare - 12 Trips	\$ 9,600	\$ 2,400	\$ 2,400	\$ 1,200	\$ 1,200	\$ 1,200	\$ 1,200		
Ground Transportation	\$ 2,700	\$ 675	\$ 675	\$ 338	\$ 338	\$ 338	\$ 338		
Hotel/Lodging	\$ 4,800	\$ 1,200	\$ 1,200	\$ 600	\$ 600	\$ 600	\$ 600		
Subsistence/Per Diem	\$ 4,800	\$ 1,200	\$ 1,200	\$ 600	\$ 600	\$ 600	\$ 600		
<b>PART 1 TOTAL</b>	<b>\$ 97,399</b>	<b>\$ 31,962</b>	<b>\$ 31,962</b>	<b>\$ 9,525</b>	<b>\$ 9,525</b>	<b>\$ 4,975</b>	<b>\$ 4,975</b>	<b>\$ 2,237</b>	<b>\$ 2,237</b>

HCBECK, LTD.  
TIA CURBSIDE EXPANSION  
PART 2 REIMBURSABLE EXPENSE BREAKDOWN

Design/Architecture Team Parking	\$ -
Copier, General Printing	\$ -
Badge Renewal	\$ -
<b>PART 2 TOTAL</b>	<b>\$ -</b>

HCBECK, LTD.  
TIA CURBSIDE EXPANSION  
PART 1 REIMBURSABLE EXPENSE BREAKDOWN - DESIGN SERVICES

GENERAL	TOTAL ESTIMATED COST	30% DESIGN PHASE		60% DESIGN PHASE		90% DESIGN PHASE		100% DESIGN PHASE	
		BLUE SIDE	RED SIDE	BLUE SIDE	RED SIDE	BLUE SIDE	RED SIDE	BLUE SIDE	RED SIDE
TPA Badging	\$ 833	\$ 417	\$ 417						
Copier and General Printing	\$ 4,000	\$ 500	\$ 500	\$ 500	\$ 500	\$ 500	\$ 500	\$ 500	\$ 500
LEED Consulting Allowance	\$ 35,000	\$ 4,375	\$ 4,375	\$ 4,375	\$ 4,375	\$ 4,375	\$ 4,375	\$ 4,375	\$ 4,375
Project Benchmarking Effort - 3 Trips, 2 People	\$ 10,620	\$ 5,310	\$ 5,310						
<b>PARKING</b>									
Architecture - Colocation at Airport Facilities 2 Staff, 6/7/18 to 10/1/19	\$ 15,444	\$ 3,089	\$ 3,089	\$ 2,317	\$ 2,317	\$ 1,158	\$ 1,158	\$ 1,158	\$ 1,158
<b>SITE INVESTIGATION</b>									
<b>VIRTUAL BUSINESS GROUP COLLABORATION</b>									
<b>PART 1 TOTAL</b>	<b>\$ 65,897</b>	<b>\$ 13,690</b>	<b>\$ 13,690</b>	<b>\$ 7,192</b>	<b>\$ 7,192</b>	<b>\$ 6,033</b>	<b>\$ 6,033</b>	<b>\$ 6,033</b>	<b>\$ 6,033</b>

HCBECK, LTD.  
TIA CURBSIDE EXPANSION  
PART 2 REIMBURSABLE EXPENSE BREAKDOWN

Design/Architecture Team Parking	\$ -
Copier, General Printing	\$ -
Badge Renewal	\$ -
<b>PART 2 TOTAL</b>	<b>\$ -</b>



HCBECK, LTD.  
TIA CURBSIDE EXPANSION  
PART 1 REIMBURSABLE EXPENSE BREAKDOWN - PRECONSTRUCTION SERVICES

GENERAL	TOTAL ESTIMATED COST	30% DESIGN PHASE		60% DESIGN PHASE		90% DESIGN PHASE		100% DESIGN PHASE	
		BLUE SIDE	RED SIDE	BLUE SIDE	RED SIDE	BLUE SIDE	RED SIDE	BLUE SIDE	RED SIDE
TPA Badging	\$ 833	\$ 417	\$ 417						
Preconstruction Staff Vehicle Allowance - 2 Trucks @ \$750/month	\$ 24,000	\$ 3,000	\$ 3,000	\$ 3,000	\$ 3,000	\$ 3,000	\$ 3,000	\$ 3,000	\$ 3,000
Copier and General Printing	\$ 4,000	\$ 500	\$ 500	\$ 500	\$ 500	\$ 500	\$ 500	\$ 500	\$ 500
Reprographics/Milestone Prints - Preconstruction	\$ 10,000	\$ 1,250	\$ 1,250	\$ 1,250	\$ 1,250	\$ 1,250	\$ 1,250	\$ 1,250	\$ 1,250
Reprographics/Milestone Prints - CM Team	\$ 10,000	\$ 1,250	\$ 1,250	\$ 1,250	\$ 1,250	\$ 1,250	\$ 1,250	\$ 1,250	\$ 1,250
<b>PARKING</b>									
Preconstruction - 12 Visits per Month	\$ 4,224	\$ 845	\$ 845	\$ 634	\$ 634	\$ 317	\$ 317	\$ 317	\$ 317
<b>SITE INVESTIGATION</b>									
<b>VIRTUAL BUSINESS GROUP COLLABORATION</b>									
<b>PART 1 TOTAL</b>	<b>\$ 53,057</b>	<b>\$ 7,261</b>	<b>\$ 7,261</b>	<b>\$ 6,634</b>	<b>\$ 6,634</b>	<b>\$ 6,317</b>	<b>\$ 6,317</b>	<b>\$ 6,317</b>	<b>\$ 6,317</b>

HCBECK, LTD.  
TIA CURBSIDE EXPANSION  
PART 2 REIMBURSABLE EXPENSE BREAKDOWN

Design/Architecture Team Parking	\$ -
Copier, General Printing	\$ -
Badge Renewal	\$ -
<b>PART 2 TOTAL</b>	<b>\$ -</b>

# Retrofit Originality Incorporated

26441 Houston Trail, Laguna Hills, CA, 92653 (949) 370-8582

April 27, 2018

Mr. Tom Rossbach  
HNTB Corporation  
Aviation Buildings Market Sector Director  
1 South Wacker Dr, Suite 900  
Chicago, IL 60606

Subject: Tampa Airport Mechanical Peer Review Services  
Central Plant and HVAC System Conceptual Design

Tom,

Thank you for inviting us to submit a proposal to assist you by providing Mechanical Peer Review Services for the Tampa airport main terminal curbside expansion, central plant and related works project.

We currently have several projects in the works on Air Force Bases and Naval Air Stations in Florida and Guam, so we are very familiar with the needs and harsh environments that the HVAC systems are exposed to and must survive in whenever aircraft exhaust and salty air are in close proximity to one another.

In order to reduce the amount of time spent on this scope, to get down to the budgeted figure, I'm recommending that we get on a conference call with the design engineering firm before they get started, so we do not have to change their minds after they have already done preliminary design work. Unless they are very open-minded, it is never easy to convince an engineer that there is a better way to do it than what they have already worked on.

If they already have some preliminary draft design ideas, lets try to get them as soon as possible, even in hand sketch form, if they will do that, so we can reduce time expenditures on this process by all involved.

After the initial call, I'll provide some simple hand sketches, so they can see my thoughts.

The scope and fee proposal is described in the following pages.

Very best regards,  
RETROFIT ORIGINALITY INCORPORATED

*Scot M. Duncan*

Scot M. Duncan, P.E.  
President

1801004 HNTB Tampa Airport assistance PD 01

## **Scope of Work**

The requested ROI Scope of Work is described below.

1. Review proposed Central Plant and HVAC system design strategies and conceptual design.
2. Recommend design strategies and equipment selections that will reduce energy expenditures, improve IAQ and reduce HVAC system lifecycle costs.
3. Attend WebX meetings and brainstorming sessions, and attend two meetings at the site.

## **Fee Estimate**

The Scope described above can be provided for \$30,000.00, including travel to and costs associated with the two trips to the jobsite.

Costs will be billed on a time and materials basis at the following rate:

\$300.00 per hour for Scot M. Duncan, P.E.

## **Exclusions**

Work not specifically being described as being included is excluded.

MOT rate (NIGHT) = \$1,740 ( 8 hrs ) = \$217.50 per hr  
 MOT rate (DAY) = \$1,025 ( 8 hrs ) = \$128.13 per hr

**Main Terminal Curbside Expansion – Blueside**

Budget = \$8,600

MOT (NIGHT)	16 hrs	=	\$3,480.00
MOT (DAY)	40 hrs	=	\$5,125.00
			<hr/>
			\$8,605.00

**Main Terminal Curbside Expansion – Redside**

Budget = \$5,000

MOT (NIGHT)	11 hrs	=	\$2,392.50
MOT (DAY)	21 hrs	=	\$2,690.63
			<hr/>
			\$5,083.13



**Assumptions:**

Central Energy Plant - 5 SPT boring X 45 FT = 225 LF

Utilidor - 3 SPT boring X 25 FT = 75 LF

**Geotechnical Fee Schedule**

<u>Item #</u>	<u>Item Description</u>	<u>Unit</u>	<u>Estimated Units</u>	
<b>FIELD WORK</b>				
211	Asphalt Pavement Coring – 6” dia with Base Depth Check	Each	0	
401	Geo Auger Borings- Hand & Truck/Mud Bug	LF	0	
415	Geo Double Ring Infiltration (ASTM D3385)	Each	0	
418	Geo Drill Crew Support Vehicle	Day	4	
419	Geo Drilling Crew 2-Person (standby time)	Hour	4	
427	Geo Extra SPT Samples-Truck/Mud Bug 000-050 Ft	Each	44	
428	Geo Extra SPT Samples-Truck/Mud Bug 050-100 Ft	Each	0	
440	Geo Grout Boreholes- Truck/Mud Bug 000-050 Ft	LF	300	
441	Geo Grout Boreholes- Truck/Mud Bug 050-100 Ft	LF	0	
462	Geo Rock Coring Truck/Mud Bug 000-050 Ft 4” ID and over	LF	0	
464	Geo Rock Coring Truck/Mud Bug 050-100 Ft 4” ID and over	LF	0	
478	Geo SPT Truck/Mud Bug 000-050 Ft	LF	300	
479	Geo SPT Truck/Mud Bug 050-100 Ft	LF	0	
478a	Geo SPT Truck/Mud Bug 0-50 Ft (limited access)	LF	0	
479a	Geo SPT Truck/Mud Bug 50-100 Ft (limited access)	LF	0	
488	Geo Temp Casing 3” Truck/Mud Bug 000-050 Ft	LF	300	
489	Geo Temp Casing 3” Truck/Mud Bug 050-100 Ft	LF	0	
508	Geo Temp Casing 6” Truck/Mud Bug 000-050 Ft	LF	0	
509	Geo Temp Casing 6” Truck/Mud Bug 050-100 Ft	LF	0	
514	Geo Truck/Mud Bug Mobilization (30 miles straightline distance)	Each	1	
603	Mobilization Asphalt Coring equipment	Each	0	
			<b>Field Work Sub-Total:</b>	<b>\$10,076.00</b>
<b>LAB TESTING</b>				
805	Soils Corrosion Series (FM 5-550 through 5-553)	Test	2	
810	Soils Limerock Bearing Ratio (LBR) (FM-515)	Test	0	
812	Soils Materials Finer than 200 Sieve (FM 1-T011)	Test	2	
817	Soils Moisture Content Laboratory (AASHTO T 265)	Test	13	
819	Soils Organic Content Ignition (FM 1 T-267)	Test	2	
822	Soils Particle Size Analysis (AASHTO T 88) (No Hydrometer)	Test	7	
826	Soils Plastic Limit & Plasticity Index (AASHTO T 90)	Test	4	
832	Soils Splitting Tensile Strength of Rock Cores (ASTM D3967)	Test	0	
838	Soils Unconfined Compression - Rock (ASTM D7012, Method C)	Test	0	
			<b>Lab Testing Sub-Total:</b>	<b>\$1,377.00</b>
<b>STAFF HOURS</b>				
1001	Project Manager/Sr. Engineer	Hour	34	
1002	Geotechnical Engineer	Hour	53	
1003	Engineering Intern	Hour	22	
1004	Sr. Designer/CADD	Hour	10	
1005	Sr. Engineering Technician	Hour	22	
1006	Engineering Technician	Hour	13	
1007	Secretary/Clerical	Hour	6	
			<b>Staff Hour Sub-Total:</b>	<b>\$18,544.28</b>

**Geotechnical Services Total: \$29,997.28**

**Assumptions:**

**RED Curbside Express** - 8 SPT boring X 75 FT = 600 LF (incl. some rock cores for drilled shaft design) NOTE: 3 Borings to be done after ADMIN DEMO.

**Approach Bridges** - 8 SPT boring X 75 FT = 600 LF

**2,300 LF at Grade** - 1 auger boring/200 feet to 6 FT with some pavement cores - 12 borings X 6 FT = 72 LF, 6 cores

**Misc. Structures** - (sinage, lighting, CCTV) - estimate 3 locations - 3 SPT X 25 FT = 75 LF

**Drainage** - 2 SPT borings X 15 FT = 30 LF, 2 DRIs

## Geotechnical Fee Schedule

<u>Item #</u>	<u>Item Description</u>	<u>Unit</u>	<u>Estimated Units</u>	
<b>FIELD WORK</b>				
211	Asphalt Pavement Coring – 6" dia with Base Depth Check	Each	6	
401	Geo Auger Borings- Hand & Truck/Mud Bug	LF	72	
415	Geo Double Ring Infiltration (ASTM D3385)	Each	2	
418	Geo Drill Crew Support Vehicle	Day	21	
419	Geo Drilling Crew 2-Person (standby time)	Hour	31	
427	Geo Extra SPT Samples-Truck/Mud Bug 000-050 Ft	Each	123	
428	Geo Extra SPT Samples-Truck/Mud Bug 050-100 Ft	Each	80	
440	Geo Grout Boreholes- Truck/Mud Bug 000-050 Ft	LF	1135	
441	Geo Grout Boreholes- Truck/Mud Bug 050-100 Ft	LF	440	
462	Geo Rock Coring Truck/Mud Bug 000-050 Ft 4" ID and over	LF	40	
464	Geo Rock Coring Truck/Mud Bug 050-100 Ft 4" ID and over	LF	40	
478	Geo SPT Truck/Mud Bug 000-050 Ft	LF	240	
479	Geo SPT Truck/Mud Bug 050-100 Ft	LF	50	
478a	Geo SPT Truck/Mud Bug 0-50 Ft (limited access)	LF	665	
479a	Geo SPT Truck/Mud Bug 50-100 Ft (limited access)	LF	350	
488	Geo Temp Casing 3" Truck/Mud Bug 000-050 Ft	LF	505	
489	Geo Temp Casing 3" Truck/Mud Bug 050-100 Ft	LF	200	
508	Geo Temp Casing 6" Truck/Mud Bug 000-050 Ft	LF	400	
509	Geo Temp Casing 6" Truck/Mud Bug 050-100 Ft	LF	200	
514	Geo Truck/Mud Bug Mobilization (30 miles straightline distance)	Each	4	
603	Mobilization Asphalt Coring equipment	Each	1	
			<b>Field Work Sub-Total:</b>	<b>\$69,753.50</b>
<b>LAB TESTING</b>				
805	Soils Corrosion Series (FM 5-550 through 5-553)	Test	4	
810	Soils Limerock Bearing Ratio (LBR) (FM-515)	Test	2	
812	Soils Materials Finer than 200 Sieve (FM 1-T011)	Test	8	
817	Soils Moisture Content Laboratory (AASHTO T 265)	Test	65	
819	Soils Organic Content Ignition (FM 1 T-267)	Test	4	
822	Soils Particle Size Analysis (AASHTO T 88) (No Hydrometer)	Test	45	
826	Soils Plastic Limit & Plasticity Index (AASHTO T 90)	Test	8	
832	Soils Splitting Tensile Strength of Rock Cores (ASTM D3967)	Test	16	
838	Soils Unconfined Compression - Rock (ASTM D7012, Method C)	Test	16	
			<b>Lab Testing Sub-Total:</b>	<b>\$11,225.00</b>
<b>STAFF HOURS</b>				
1001	Project Manager/Sr. Engineer	Hour	228	
1002	Geotechnical Engineer	Hour	240	
1003	Engineering Intern	Hour	95	
1004	Sr. Designer/CADD	Hour	105	
1005	Sr. Engineering Technician	Hour	124	
1006	Engineering Technician	Hour	104	
1007	Secretary/Clerical	Hour	52	
			<b>Staff Hour Sub-Total:</b>	<b>\$108,981.11</b>
			<b>Geotechnical Services Sub-Total:</b>	<b>\$189,959.61</b>
<b>Services Provided by Others</b>				
<i>MOT (Sub TBD)</i>				
	Index 613 (Single Lane Closure)	Day	2	2,000.00
	Light Tower	Day	0	0.00
	Index 612 (Shoulder work)	Day	2	1,650.00
	Attenuator Truck with Driver	Day	2	2,200.00
	MOT Plan	Each	2	300.00
<i>OFF-DUTY OFFICER (TBD)</i>				
	Off-Duty Police Officer	Hour	24	1,344.00
			<b>Services Provided by Others Sub-Total:</b>	<b>\$7,494.00</b>
			<b>Geotechnical Services Total:</b>	<b>\$197,453.61</b>

PROJECT:
LOCATION:
CLIENT:
JOB NUMBER:
DATE:
DEVELOPED BY:



Project % complete		Earned Value
UPDATED		
3/29/2018	#DIV/0!	\$0

OUT OF TOWN TRAVEL COSTS	DAYS	Number of Travelers	DAILY COST			MAN HOURS		MAN HOURS		Flight	
			Hotel	Meals	Rental Car	Hrs/day	Bill Rate	Hrs/day	Bill Rate		
Internal team meetings on code requirements (2 meetings in KC)	2	2	\$125	\$30	\$80	0	\$0	0	\$0	\$500	\$1,530
Concept phase meeting with building & fire depts (1 meeting in Tampa)	2	2	\$150	\$40	\$80	0	\$0	0	\$0	\$500	\$1,620
SD phase meeting w/ bldg and fire depts (1 mtg in KC, 1 mtg in Tampa)	2	2	\$300	\$35	\$80	0	\$0	0	\$0	\$400	\$1,700
DD phase meeting with building and fire departments (1 mtg in Tampa)	1	1	\$150	\$40	\$80	0	\$0	0	\$0	\$300	\$420
CD phase meeting with building and fire departments (1 mtg in Tampa)	1	1	\$150	\$40	\$80	0	\$0	0	\$0	\$300	\$420
<b>TOTAL OUT OF TOWN TRAVEL COSTS</b>											\$5,690

OTHER EXPENSES		
In Town Courier		\$100
Fed Ex shipping		\$200
		\$0
		\$0
		\$0
<b>TOTAL OTHER EXPENSES</b>		\$300

<b>REIMBURSIBLE COSTS</b>	\$5,990
<b>TOTAL PROJECT COST</b>	\$5,990

Expense Estimate  
TPA Curbside Expansion  
HNTB Architecture

<b>30% Plans</b>	<b>Total</b>
Travel (incl. Air, Hotel, Parking, Rental Car)	\$94,975.00
Reprographic Allowance	\$9,500.00
Parking	\$500.00
PM Temporary Living	\$29,280.00
	<b>\$134,255.00</b>
<b>60% Plans</b>	
Travel (incl. Air, Hotel, Parking, Rental Car)	\$74,450.00
Reprographic Allowance	\$9,500.00
Parking/Mileage	\$500.00
PM Temporary Living	\$27,420.00
	<b>\$111,870.00</b>
<b>90% Plans</b>	
Travel (incl. Air, Hotel, Parking, Rental Car)	\$82,166.25
Reprographic Allowance	\$9,500.00
Parking/Mileage	\$500.00
PM Temporary Living	\$27,420.00
	<b>\$119,586.25</b>
<b>100% Plans</b>	
Travel (incl. Air, Hotel, Parking, Rental Car)	\$9,110.75
Reprographic Allowance	\$4,500.00
Parking/Mileage	\$500.00
PM Temporary Living	\$9,140.00
	<b>\$23,250.75</b>
	<b>\$388,962.00</b>
<b>Construction Assistance</b>	
Travel (incl. Air, Hotel, Parking, Rental Car)	\$117,668.00
	<b>\$117,668.00</b>
	<b>\$506,630.00</b>



Estimated Travel Costs			
4 DAY - Kansas City, Dallas, Chicago to Tampa - Assumes 3 hotel nights/avg			
Airfare		\$ 900	RT
Hotel		\$ 540	3
Airport Parking		\$ 100	4
Meals		\$ 220	4
Rental Car		\$ 300	4
Miscellaneous costs (tolls, tips, etc.)		\$ 50	n/a
Estimated average cost/trip/person		\$ 2,110	
3 DAY - Kansas City, Dallas, Chicago to Tampa - Assumes 2 hotel nights/avg			
Airfare		\$ 900	RT
Hotel		\$ 360	2
Airport Parking		\$ 75	3
Meals		\$ 165	3
Rental Car		\$ 225	3
Miscellaneous costs (tolls, tips, etc.)		\$ 50	n/a
Estimated average cost/trip/person		\$ 1,775	
2 DAY - Kansas City, Dallas to Tampa - Assumes 2 hotel nights/avg			
Airfare		\$ 900	RT
Hotel		\$ 360	2
Airport Parking		\$ 50	2
Meals		\$ 110	2
Rental Car		\$ 150	2
Miscellaneous costs (tolls, tips, etc.)		\$ 50	n/a
Estimated average cost/trip/person		\$ 1,620	

Assumptions

Per Day	
Hotel/night	180
Airport Parking/day	25
Meals/day	55
Rental Car/day	75
Misc/Day	50 Mileage incl here?

Per Day

Hotel/night	180
Airport Parking/day	25
Meals/day	55
Rental Car/day	75
Misc/Day	50 Mileage incl here?

Per Day

Hotel/night	180
Airport Parking/day	25
Meals/day	55
Rental Car/day	75
Misc/Day	50 Mileage incl here?

Per Day

Hotel/night	180
Airport Parking/day	25
Meals/day	55
Rental Car/day	75
Misc/Day	50 Mileage incl here?

Estimated Trip Count - 15%-30%			
June 19, 2018 through November 6, 2018 (20 weeks)			
Who	Qty	From	Cost
Chief Architect (Hallett)	10	KC	\$ 16,200
Structural Lead (Shelton)	7	KC	\$ 12,425
Sr PM (Laaser)	10	KC	\$ 17,750
Sr PA (Struct)	19	TPA	\$ 30,780
Arch/Designer	5	KC/DAL	\$ 8,100
BIM Coordinator	2	KC	\$ 3,240
Leadership Team	1	KC	\$ 1,620
Contingency Trips	3	KC/DAL	\$ 4,860
	57		\$ 94,975

Estimated Trip Count - 60%			
November 6, 2018 through March 26, 2019 (20 weeks)			
Who	Qty	From	Cost
Chief Architect (Hallett)	10	KC	\$ 16,200
Structural Lead (Shelton)	7	KC	\$ 11,340
Sr PM (Laaser)	10	KC	\$ 17,750
Sr PA (Struct)	7	TPA	\$ 11,340
Arch/Designer	5	KC/DAL	\$ 8,100
BIM Coordinator	2	KC	\$ 3,240
Leadership Team	1	KC	\$ 1,620
Contingency Trips	3	KC/DAL	\$ 4,860
	45		\$ 74,450

Estimated Trip Count - 90/100%			
March 26, 2019 through January 20, 2020 (40 weeks - incl Red + Blue)			
Who	Qty	From	Cost
Chief Architect (Hallett)	10	KC	\$ 16,200
Structural Lead (Shelton)	12	KC	\$ 19,440
Sr PM (Laaser)	17	KC	\$ 30,175
Sr PA (Struct)	11	TPA	\$ 17,820
Arch/Designer	10	KC/DAL	\$ 16,200
BIM Coordinator	2	KC	\$ 3,240
Leadership Team	1	KC	\$ 1,620
Contingency Trips	3	KC/DAL	\$ 4,860
	66		\$ 109,555

Total Projected Travel Expense \$ 278,980

Printing 35000

PM - Rossbach

30%	\$ 29,280
60%	\$ 27,420
90 & 100%	\$ 36,560
	\$ 93,260

30% <b>Rossbach Month 1</b>		
Hotel	3680	
GSA Meal (20 days x \$54)	1080	
Rental Car	640	
Taxi to/from Chicago airports (\$120/trip x 4 trj	480	
Airfare (4 trips @ \$525 RT)	2100	
	1	7980
30% <b>Rossbach Month 2-4</b>		
Apt with Utilities	2800	
Rental Car (16 days x \$40)	640	
Airfare (4 trips @ \$525 RT)	2100	
Taxi to/from Chicago airports (\$120/trip x 4 trj	480	
GSA Meal (20 days x \$54)	1080	
	3	7100
		21300
60% <b>Rossbach Month 5-10</b>		
Apt with Utilities (14 mos x 2800)	2800	
Shipping (\$24780 spread over 14 mos)	1770	
	6	4570
		27420
90% <b>Rossbach Month 11-14</b>		
Apt with Utilities (14 mos x 2800)	2800	
Shipping (\$24780 spread over 14 mos)	1770	
	4	4570
		18280
100% <b>Rossbach Month 15-18</b>		
Apt with Utilities (14 mos x 2800)	2800	
Shipping (\$24780 spread over 14 mos)	1770	
	4	4570
		18280

Reimbursable Expenses Summary  
 TPA Curbside Expansion Project  
 HNTB - Civil  
 5/17/2018

Project No.	Name	Part 1				Subtotal	CA	Total
		30%	60%	90%	100%			
8230-18-BCS	Blue Curbside Terminal Expansion	\$ 17,146.88	\$ 19,884.28	\$ 15,884.28	\$ 11,673.28	\$ 64,588.72	\$ 22,512.00	\$ 87,100.72
8230-18-RCS	Red Curbside Terminal Expansion	\$ 17,225.68	\$ 14,182.48	\$ 11,182.48	\$ 9,662.48	\$ 52,253.12	\$ 24,656.00	\$ 76,909.12
8200-18	FAA Parking Lot	\$ 3,541.28	\$ 2,916.88	\$ 2,066.88	\$ 1,758.88	\$ 10,283.92	\$ 1,860.00	\$ 12,143.92
8205-18-CEP	Central Energy Plant	\$ 3,572.00	\$ 3,072.60	\$ 2,172.60	\$ 2,089.60	\$ 10,906.80	\$ 5,664.00	\$ 16,570.80
8205-18-LDB	Loading Dock Replacement	\$ 2,368.72	\$ 2,056.52	\$ 1,431.52	\$ 1,379.52	\$ 7,236.28	\$ 6,864.00	\$ 14,100.28
8900-18	Admin. Building Demolition	\$ -	\$ 908.36	\$ 658.36	\$ 658.36	\$ 2,225.08	\$ 1,548.00	\$ 3,773.08
8240-19	Exist. Terminal Ceiling Replacement	\$ -	\$ 958.36	\$ 783.36	\$ 783.36	\$ 2,525.08	\$ 888.00	\$ 3,413.08
Totals:		\$ 43,854.56	\$ 43,979.48	\$ 34,179.48	\$ 28,005.48	\$ 150,019.00	\$ 63,992.00	\$ 214,011.00

Reimbursable Expenses Summary  
 TPA Curbside Expansion Project  
 HNTB - Civil  
 4/26/2018

Project No.	Name	Part 1				Subtotal	CA	Total
		30%	60%	90%	100%			
8230-18-BCS	Blue Curbside Terminal Expansion	\$ 29,146.88	\$ 23,884.28	\$ 18,884.28	\$ 13,673.28	\$ 85,588.72	\$ 28,512.00	\$ 114,100.72
8230-18-RCS	Red Curbside Terminal Expansion	\$ 25,225.68	\$ 18,182.48	\$ 14,182.48	\$ 11,662.48	\$ 69,253.12	\$ 27,656.00	\$ 96,909.12
8200-18	FAA Parking Lot	\$ 7,541.28	\$ 4,416.88	\$ 3,566.88	\$ 2,758.88	\$ 18,283.92	\$ 1,860.00	\$ 20,143.92
8205-18-CEP	Central Energy Plant	\$ 8,572.00	\$ 4,572.60	\$ 3,672.60	\$ 3,089.60	\$ 19,906.80	\$ 5,664.00	\$ 25,570.80
8205-18-LDB	Loading Dock Replacement	\$ 4,368.72	\$ 3,056.52	\$ 2,431.52	\$ 2,379.52	\$ 12,236.28	\$ 6,864.00	\$ 19,100.28
8900-18	Admin. Building Demolition	\$ -	\$ 908.36	\$ 658.36	\$ 658.36	\$ 2,225.08	\$ 1,548.00	\$ 3,773.08
8240-19	Exist. Terminal Ceiling Replacement	\$ -	\$ 958.36	\$ 783.36	\$ 783.36	\$ 2,525.08	\$ 888.00	\$ 3,413.08
Totals:		\$ 74,854.56	\$ 55,979.48	\$ 44,179.48	\$ 35,005.48	\$ 210,019.00	\$ 72,992.00	\$ 283,011.00
Difference Between 4/26 and 5/18 Expense Totals:		\$ (31,000.00)	\$ (12,000.00)	\$ (10,000.00)	\$ (7,000.00)	\$ (60,000.00)	\$ (9,000.00)	\$ (69,000.00)

Expense Estimate  
 TPA Curbside Expansion  
 HNTB Civil  
 4/26/2018

<b>Blue Curbside Terminal Expansion</b>		<b>Project No. 8230-18-BCS</b>		
<b>30% Plans</b>		<b>Units</b>	<b>Unit Cost</b>	<b>Total</b>
	Reprographic Allowance	3 mo.	\$3,500.00	\$10,500.00
	Submittal Plans (30"x42")	400 pgs.	\$2.50	\$1,000.00
	Submittal Documents (8.5"x11")	2000 pgs.	\$0.27	\$540.00
	Presentation Boards (30"x54")	18 ea.	\$187.20	\$3,369.60
	Mileage for Meetings/Field Review (24)	384 mi.	\$0.545	\$209.28
	Parking	24 dy.	\$22.00	\$528.00
	Out of Office Per Diem	20 dy.	\$50.00	\$1,000.00
			<b>30% Subtotal:</b>	<b>\$17,146.88</b>
<b>60% Plans</b>				
	Reprographic Allowance	6 mo.	\$2,000.00	\$12,000.00
	Submittal Plans (30"x42")	1000 pgs.	\$2.50	\$2,500.00
	Submittal Documents (8.5"x11")	7500 pgs.	\$0.27	\$2,025.00
	Presentation Boards (30"x54")	10 ea.	\$187.20	\$1,872.00
	Mileage for Meetings/Field Review (24)	384 mi.	\$0.545	\$209.28
	Parking	24 dy.	\$22.00	\$528.00
	Out of Office Per Diem	15 dy.	\$50.00	\$750.00
			<b>60% Subtotal:</b>	<b>\$19,884.28</b>
<b>90% Plans</b>				
	Reprographic Allowance	4 mo.	\$2,000.00	\$8,000.00
	Submittal Plans (30"x42")	1000 pgs.	\$2.50	\$2,500.00
	Submittal Documents (8.5"x11")	7500 pgs.	\$0.27	\$2,025.00
	Presentation Boards (30"x54")	10 ea.	\$187.20	\$1,872.00
	Mileage for Meetings/Field Review (24)	384 mi.	\$0.545	\$209.28
	Parking	24 dy.	\$22.00	\$528.00
	Out of Office Per Diem	15 dy.	\$50.00	\$750.00
			<b>90% Subtotal:</b>	<b>\$15,884.28</b>
<b>100% Plans</b>				
	Reprographic Allowance	5 mo.	\$1,500.00	\$7,500.00
	Submittal Plans (30"x42")	300 pgs.	\$2.50	\$750.00
	Submittal Documents (8.5"x11")	5000 pgs.	\$0.27	\$1,350.00
	Presentation Boards (30"x54")	5 ea.	\$187.20	\$936.00
	Mileage for Meetings/Field Review (24)	384 mi.	\$0.545	\$209.28
	Parking	24 dy.	\$22.00	\$528.00
	Out of Office Per Diem	8 dy.	\$50.00	\$400.00
			<b>100% Subtotal:</b>	<b>\$11,673.28</b>
			<b>Project No. 8230-18-BCS Part 1 Expenses:</b>	<b>\$64,588.72</b>
<b>Construction Assistance</b>				
	Reprographic Allowance	21 mo.	\$1,000.00	\$21,000.00
	Parking	21 dy.	\$22.00	\$462.00
	Out of Office Per Diem	21 dy.	\$50.00	\$1,050.00
			<b>Project No. 8230-18-BCS CA Expenses:</b>	<b>\$22,512.00</b>
			<b>Total Expenses:</b>	<b>\$87,100.72</b>

Expense Estimate  
 TPA Curbside Expansion  
 HNTB Civil  
 4/26/2018

<b>Red Curbside Terminal Expansion</b>		<b>Project No. 8230-18-RCS</b>		
<b>30% Plans</b>		<b>Units</b>	<b>Unit Cost</b>	<b>Total</b>
	Reprographic Allowance	8 mo.	\$1,500.00	\$12,000.00
	Submittal Plans (30"x42")	800 pgs.	\$2.50	\$2,000.00
	Submittal Documents (8.5"x11")	1000 pgs.	\$0.27	\$270.00
	Presentation Boards (30"x54")	10 ea.	\$187.20	\$1,872.00
	Mileage for Meetings/Field Review (19)	304 mi.	\$0.545	\$165.68
	Parking	19 dy.	\$22.00	\$418.00
	Out of Office Per Diem	10 dy.	\$50.00	\$500.00
			<b>30% Subtotal:</b>	<b>\$17,225.68</b>
<b>60% Plans</b>				
	Reprographic Allowance	6 mo.	\$1,500.00	\$9,000.00
	Submittal Plans (30"x42")	800 pgs.	\$2.50	\$2,000.00
	Submittal Documents (8.5"x11")	5000 pgs.	\$0.27	\$1,350.00
	Presentation Boards (30"x54")	4 ea.	\$187.20	\$748.80
	Mileage for Meetings/Field Review (19)	304 mi.	\$0.545	\$165.68
	Parking	19 dy.	\$22.00	\$418.00
	Out of Office Per Diem	10 dy.	\$50.00	\$500.00
			<b>60% Subtotal:</b>	<b>\$14,182.48</b>
<b>90% Plans</b>				
	Reprographic Allowance	4 mo.	\$1,500.00	\$6,000.00
	Submittal Plans (30"x42")	800 pgs.	\$2.50	\$2,000.00
	Submittal Documents (8.5"x11")	5000 pgs.	\$0.27	\$1,350.00
	Presentation Boards (30"x54")	4 ea.	\$187.20	\$748.80
	Mileage for Meetings/Field Review (19)	304 mi.	\$0.545	\$165.68
	Parking	19 dy.	\$22.00	\$418.00
	Out of Office Per Diem	10 dy.	\$50.00	\$500.00
			<b>90% Subtotal:</b>	<b>\$11,182.48</b>
<b>100% Plans</b>				
	Reprographic Allowance	4 mo.	\$1,500.00	\$6,000.00
	Submittal Plans (30"x42")	300 pgs.	\$2.50	\$750.00
	Submittal Documents (8.5"x11")	4000 pgs.	\$0.27	\$1,080.00
	Presentation Boards (30"x54")	4 ea.	\$187.20	\$748.80
	Mileage for Meetings/Field Review (19)	304 mi.	\$0.545	\$165.68
	Parking	19 dy.	\$22.00	\$418.00
	Out of Office Per Diem	10 dy.	\$50.00	\$500.00
			<b>100% Subtotal:</b>	<b>\$9,662.48</b>
			<b>Project No. 8230-18-RCS Part 1 Expenses:</b>	<b>\$52,253.12</b>
<b>Construction Assistance</b>				
	Reprographic Allowance	23 mo.	\$1,000.00	\$23,000.00
	Parking	23 dy.	\$22.00	\$506.00
	Out of Office Per Diem	23 dy.	\$50.00	\$1,150.00
			<b>Project No. 8230-18-RCS CA Expenses:</b>	<b>\$24,656.00</b>
			<b>Total Expenses:</b>	<b>\$76,909.12</b>

Expense Estimate  
 TPA Curbside Expansion  
 HNTB Civil

<b>FAA Parking Lot</b>	<b>Project No.</b>	<b>8200-18</b>	
<b>30% Plans</b>	<b>Units</b>	<b>Unit Cost</b>	<b>Total</b>
Reprographic Allowance	5 mo.	\$400.00	\$2,000.00
Submittal Plans (30"x42")	40 pgs.	\$2.50	\$100.00
Submittal Documents (8.5"x11")	800 pgs.	\$0.27	\$216.00
Presentation Boards (30"x54")	4 ea.	\$187.20	\$748.80
Mileage for Meetings/Field Review (9)	144 mi.	\$0.545	\$78.48
Parking	9 dy.	\$22.00	\$198.00
Out of Office Per Diem	4 dy.	\$50.00	\$200.00
		<b>30% Subtotal:</b>	<b>\$3,541.28</b>
<b>60% Plans</b>			
Reprographic Allowance	5 mo.	\$350.00	\$1,750.00
Submittal Plans (30"x42")	40 pgs.	\$2.50	\$100.00
Submittal Documents (8.5"x11")	800 pgs.	\$0.27	\$216.00
Presentation Boards (30"x54")	2 ea.	\$187.20	\$374.40
Mileage for Meetings/Field Review (9)	144 mi.	\$0.545	\$78.48
Parking	9 dy.	\$22.00	\$198.00
Out of Office Per Diem	4 dy.	\$50.00	\$200.00
		<b>60% Subtotal:</b>	<b>\$2,916.88</b>
<b>90% Plans</b>			
Reprographic Allowance	3 mo.	\$300.00	\$900.00
Submittal Plans (30"x42")	40 pgs.	\$2.50	\$100.00
Submittal Documents (8.5"x11")	800 pgs.	\$0.27	\$216.00
Presentation Boards (30"x54")	2 ea.	\$187.20	\$374.40
Mileage for Meetings/Field Review (9)	144 mi.	\$0.545	\$78.48
Parking	9 dy.	\$22.00	\$198.00
Out of Office Per Diem	4 dy.	\$50.00	\$200.00
		<b>90% Subtotal:</b>	<b>\$2,066.88</b>
<b>100% Plans</b>			
Reprographic Allowance	3 mo.	\$250.00	\$750.00
Submittal Plans (30"x42")	20 pgs.	\$2.50	\$50.00
Submittal Documents (8.5"x11")	400 pgs.	\$0.27	\$108.00
Presentation Boards (30"x54")	2 ea.	\$187.20	\$374.40
Mileage for Meetings/Field Review (9)	144 mi.	\$0.545	\$78.48
Parking	9 dy.	\$22.00	\$198.00
Out of Office Per Diem	4 dy.	\$50.00	\$200.00
		<b>100% Subtotal:</b>	<b>\$1,758.88</b>
	<b>Project No. 8200-18</b>	<b>Part 1 Expenses:</b>	<b>\$10,283.92</b>
<b>Construction Assistance</b>			
Reprographic Allowance	5 mo.	\$300.00	\$1,500.00
Parking	5 dy.	\$22.00	\$110.00
Out of Office Per Diem	5 dy.	\$50.00	\$250.00
	<b>Project No. 8200-18</b>	<b>CA Expenses:</b>	<b>\$1,860.00</b>
		<b>Total Expenses:</b>	<b>\$12,143.92</b>

Expense Estimate  
 TPA Curbside Expansion  
 HNTB Civil

<b>Central Energy Plant</b>	<b>Project No. 8205-18-CEP</b>		
<b>30% Plans</b>	<b>Units</b>	<b>Unit Cost</b>	<b>Total</b>
Reprographic Allowance	5 mo.	\$400.00	\$2,000.00
Submittal Plans (30"x42")	40 pgs.	\$2.50	\$100.00
Submittal Documents (8.5"x11")	800 pgs.	\$0.27	\$216.00
Presentation Boards (30"x54")	4 ea.	\$187.20	\$748.80
Mileage for Meetings/Field Review (10)	160 mi.	\$0.545	\$87.20
Parking	10 dy.	\$22.00	\$220.00
Out of Office Per Diem	4 dy.	\$50.00	\$200.00
		<b>30% Subtotal:</b>	<b>\$3,572.00</b>
<b>60% Plans</b>			
Reprographic Allowance	5 mo.	\$375.00	\$1,875.00
Submittal Plans (30"x42")	40 pgs.	\$2.50	\$100.00
Submittal Documents (8.5"x11")	800 pgs.	\$0.27	\$216.00
Presentation Boards (30"x54")	2 ea.	\$187.20	\$374.40
Mileage for Meetings/Field Review (10)	160 mi.	\$0.545	\$87.20
Parking	10 dy.	\$22.00	\$220.00
Out of Office Per Diem	4 dy.	\$50.00	\$200.00
		<b>60% Subtotal:</b>	<b>\$3,072.60</b>
<b>90% Plans</b>			
Reprographic Allowance	3 mo.	\$325.00	\$975.00
Submittal Plans (30"x42")	40 pgs.	\$2.50	\$100.00
Submittal Documents (8.5"x11")	800 pgs.	\$0.27	\$216.00
Presentation Boards (30"x54")	2 ea.	\$187.20	\$374.40
Mileage for Meetings/Field Review (10)	160 mi.	\$0.545	\$87.20
Parking	10 dy.	\$22.00	\$220.00
Out of Office Per Diem	4 dy.	\$50.00	\$200.00
		<b>90% Subtotal:</b>	<b>\$2,172.60</b>
<b>100% Plans</b>			
Reprographic Allowance	3 mo.	\$350.00	\$1,050.00
Submittal Plans (30"x42")	20 pgs.	\$2.50	\$50.00
Submittal Documents (8.5"x11")	400 pgs.	\$0.27	\$108.00
Presentation Boards (30"x54")	2 ea.	\$187.20	\$374.40
Mileage for Meetings/Field Review (10)	160 mi.	\$0.545	\$87.20
Parking	10 dy.	\$22.00	\$220.00
Out of Office Per Diem	4 dy.	\$50.00	\$200.00
		<b>100% Subtotal:</b>	<b>\$2,089.60</b>
	<b>Project No. 8205-18-CEP</b>	<b>Part 1 Expenses:</b>	<b>\$10,906.80</b>
<b>Construction Assistance</b>			
Reprographic Allowance	12 mo.	\$400.00	\$4,800.00
Parking	12 dy.	\$22.00	\$264.00
Out of Office Per Diem	12 dy.	\$50.00	\$600.00
	<b>Project No. 8205-18-CEP</b>	<b>CA Expenses:</b>	<b>\$5,664.00</b>
		<b>Total Expenses:</b>	<b>\$16,570.80</b>

Expense Estimate  
 TPA Curbside Expansion  
 HNTB Civil

<b>Loading Dock Replacement</b>		<b>Project No. 8205-18-LDB</b>	
<b>30% Plans</b>	<b>Units</b>	<b>Unit Cost</b>	<b>Total</b>
Reprographic Allowance	5 mo.	\$300.00	\$1,500.00
Submittal Plans (30"x42")	30 pgs.	\$2.50	\$75.00
Submittal Documents (8.5"x11")	500 pgs.	\$0.27	\$135.00
Presentation Boards (30"x54")	2 ea.	\$187.20	\$374.40
Mileage for Meetings/Field Review (6)	96 mi.	\$0.545	\$52.32
Parking	6 dy.	\$22.00	\$132.00
Out of Office Per Diem	2 dy.	\$50.00	\$100.00
		<b>30% Subtotal:</b>	<b>\$2,368.72</b>
<b>60% Plans</b>			
Reprographic Allowance	5 mo.	\$275.00	\$1,375.00
Submittal Plans (30"x42")	30 pgs.	\$2.50	\$75.00
Submittal Documents (8.5"x11")	500 pgs.	\$0.27	\$135.00
Presentation Boards (30"x54")	1 ea.	\$187.20	\$187.20
Mileage for Meetings/Field Review (6)	96 mi.	\$0.545	\$52.32
Parking	6 dy.	\$22.00	\$132.00
Out of Office Per Diem	2 dy.	\$50.00	\$100.00
		<b>60% Subtotal:</b>	<b>\$2,056.52</b>
<b>90% Plans</b>			
Reprographic Allowance	3 mo.	\$250.00	\$750.00
Submittal Plans (30"x42")	30 pgs.	\$2.50	\$75.00
Submittal Documents (8.5"x11")	500 pgs.	\$0.27	\$135.00
Presentation Boards (30"x54")	1 ea.	\$187.20	\$187.20
Mileage for Meetings/Field Review (6)	96 mi.	\$0.545	\$52.32
Parking	6 dy.	\$22.00	\$132.00
Out of Office Per Diem	2 dy.	\$50.00	\$100.00
		<b>90% Subtotal:</b>	<b>\$1,431.52</b>
<b>100% Plans</b>			
Reprographic Allowance	3 mo.	\$250.00	\$750.00
Submittal Plans (30"x42")	20 pgs.	\$2.50	\$50.00
Submittal Documents (8.5"x11")	400 pgs.	\$0.27	\$108.00
Presentation Boards (30"x54")	1 ea.	\$187.20	\$187.20
Mileage for Meetings/Field Review (6)	96 mi.	\$0.545	\$52.32
Parking	6 dy.	\$22.00	\$132.00
Out of Office Per Diem	2 dy.	\$50.00	\$100.00
		<b>100% Subtotal:</b>	<b>\$1,379.52</b>
	<b>Project No. 8205-18-LDB</b>	<b>Part 1 Expenses:</b>	<b>\$7,236.28</b>
<b>Construction Assistance</b>			
Reprographic Allowance	12 mo.	\$500.00	\$6,000.00
Parking	12 dy.	\$22.00	\$264.00
Out of Office Per Diem	12 dy.	\$50.00	\$600.00
	<b>Project No. 8205-18-LDB</b>	<b>CA Expenses:</b>	<b>\$6,864.00</b>
		<b>Total Expenses:</b>	<b>\$14,100.28</b>

Expense Estimate  
 TPA Curbside Expansion  
 HNTB Civil


<b>Admin. Building Demolition</b>	<b>Project No.</b>	<b>8900-18</b>	
<b>30% Plans</b>	<b>Units</b>	<b>Unit Cost</b>	<b>Total</b>
Reprographic Allowance	0 mo.	\$200.00	\$0.00
Submittal Plans (30"x42")	0 pgs.	\$2.50	\$0.00
Submittal Documents (8.5"x11")	0 pgs.	\$0.27	\$0.00
Presentation Boards (30"x54")	0 ea.	\$187.20	\$0.00
Mileage for Meetings/Field Review (3)	0 mi.	\$0.545	\$0.00
Parking	0 dy.	\$22.00	\$0.00
Out of Office Per Diem	0 dy.	\$50.00	\$0.00
		<b>30% Subtotal:</b>	<b>\$0.00</b>
<b>60% Plans</b>			
Reprographic Allowance	5 mo.	\$100.00	\$500.00
Submittal Plans (30"x42")	10 pgs.	\$2.50	\$25.00
Submittal Documents (8.5"x11")	200 pgs.	\$0.27	\$54.00
Presentation Boards (30"x54")	1 ea.	\$187.20	\$187.20
Mileage for Meetings/Field Review (3)	48 mi.	\$0.545	\$26.16
Parking	3 dy.	\$22.00	\$66.00
Out of Office Per Diem	1 dy.	\$50.00	\$50.00
		<b>60% Subtotal:</b>	<b>\$908.36</b>
<b>90% Plans</b>			
Reprographic Allowance	3 mo.	\$75.00	\$225.00
Submittal Plans (30"x42")	20 pgs.	\$2.50	\$50.00
Submittal Documents (8.5"x11")	200 pgs.	\$0.27	\$54.00
Presentation Boards (30"x54")	1 ea.	\$187.20	\$187.20
Mileage for Meetings/Field Review (3)	48 mi.	\$0.545	\$26.16
Parking	3 dy.	\$22.00	\$66.00
Out of Office Per Diem	1 dy.	\$50.00	\$50.00
		<b>90% Subtotal:</b>	<b>\$658.36</b>
<b>100% Plans</b>			
Reprographic Allowance	3 mo.	\$75.00	\$225.00
Submittal Plans (30"x42")	20 pgs.	\$2.50	\$50.00
Submittal Documents (8.5"x11")	200 pgs.	\$0.27	\$54.00
Presentation Boards (30"x54")	1 ea.	\$187.20	\$187.20
Mileage for Meetings/Field Review (3)	48 mi.	\$0.545	\$26.16
Parking	3 dy.	\$22.00	\$66.00
Out of Office Per Diem	1 dy.	\$50.00	\$50.00
		<b>100% Subtotal:</b>	<b>\$658.36</b>
	<b>Project No. 8900-18</b>	<b>Part 1 Expenses:</b>	<b>\$2,225.08</b>
<b>Construction Assistance</b>			
Out of office travel reserves	0 dy.	\$500.00	\$0.00
Reprographic Allowance	9 mo.	\$100.00	\$900.00
Parking	9 dy.	\$22.00	\$198.00
Out of Office Per Diem	9 dy.	\$50.00	\$450.00
	<b>Project No. 8900-18</b>	<b>CA Expenses:</b>	<b>\$1,548.00</b>
		<b>Total Expenses:</b>	<b>\$3,773.08</b>



Expense Estimate  
 TPA Curbside Expansion  
 HNTB Civil

<b>Exist. Terminal Ceiling Replacement</b>	<b>Project No.</b>	<b>8240-19</b>	
<b>30% Plans</b>	<b>Units</b>	<b>Unit Cost</b>	<b>Total</b>
Reprographic Allowance	0 mo.	\$200.00	\$0.00
Submittal Plans (30"x42")	0 pgs.	\$2.50	\$0.00
Submittal Documents (8.5"x11")	0 pgs.	\$0.27	\$0.00
Presentation Boards (30"x54")	0 ea.	\$187.20	\$0.00
Mileage for Meetings/Field Review (3)	0 mi.	\$0.545	\$0.00
Out of Office Per Diem	0 dy.	\$50.00	\$0.00
		<b>30% Subtotal:</b>	<b>\$0.00</b>
<b>60% Plans</b>			
Reprographic Allowance	5 mo.	\$100.00	\$500.00
Submittal Plans (30"x42")	10 pgs.	\$2.50	\$25.00
Submittal Documents (8.5"x11")	200 pgs.	\$0.27	\$54.00
Presentation Boards (30"x54")	1 ea.	\$187.20	\$187.20
Mileage for Meetings/Field Review (3)	48 mi.	\$0.545	\$26.16
Parking	3 dy.	\$22.00	\$66.00
Out of Office Per Diem	2 dy.	\$50.00	\$100.00
		<b>60% Subtotal:</b>	<b>\$958.36</b>
<b>90% Plans</b>			
Reprographic Allowance	3 mo.	\$100.00	\$300.00
Submittal Plans (30"x42")	20 pgs.	\$2.50	\$50.00
Submittal Documents (8.5"x11")	200 pgs.	\$0.27	\$54.00
Presentation Boards (30"x54")	1 ea.	\$187.20	\$187.20
Mileage for Meetings/Field Review (3)	48 mi.	\$0.545	\$26.16
Parking	3 dy.	\$22.00	\$66.00
Out of Office Per Diem	2 dy.	\$50.00	\$100.00
		<b>90% Subtotal:</b>	<b>\$783.36</b>
<b>100% Plans</b>			
Reprographic Allowance	3 mo.	\$100.00	\$300.00
Submittal Plans (30"x42")	20 pgs.	\$2.50	\$50.00
Submittal Documents (8.5"x11")	200 pgs.	\$0.27	\$54.00
Presentation Boards (30"x54")	1 ea.	\$187.20	\$187.20
Mileage for Meetings/Field Review (3)	48 mi.	\$0.545	\$26.16
Parking	3 dy.	\$22.00	\$66.00
Out of Office Per Diem	2 dy.	\$50.00	\$100.00
		<b>100% Subtotal:</b>	<b>\$783.36</b>
	<b>Project No. 8240-19</b>	<b>Part 1 Expenses:</b>	<b>\$2,525.08</b>
<b>Construction Assistance</b>			
Out of office travel reserves	0 dy.	\$500.00	\$0.00
Reprographic Allowance	4 mo.	\$150.00	\$600.00
Parking	4 dy.	\$22.00	\$88.00
Out of Office Per Diem	4 dy.	\$50.00	\$200.00
	<b>Project No. 8240-19</b>	<b>CA Expenses:</b>	<b>\$888.00</b>
		<b>Total Expenses:</b>	<b>\$3,413.08</b>

**Reimbursable Backup/Travel Plan**  
Tampa Airport Checked Baggage System

 <b>HENSEL PHELPS</b> Plan. Build. Manage.	<b>Detailed Estimate of Reimbursable Cost</b>			<b>5/22/2018</b>

Role	Nights	Rate	Notes	
<b>2017 Hotel Cost</b>	21	\$170.99		
<b>2017 Food Cost</b>	21	\$54.00		
<b>Per Diem for Hotel</b>		<b>\$224.99</b>		

<b>Furnished Apt - per month</b>	1	\$2,800.00		
<b>Food with Apartment</b>	NA	NA	NA	NA
<b>Per Diem for Apartment</b>		<b>\$2,800.00</b>		

Per Diem	The below costs is a per diem based on the above.			
	Nights	Rate	Total	
Project Director - per month	17	\$2,800.00	\$47,600	Invoice per month @ \$2800, no receipt required
PM for Const	30	\$224.99	\$6,750	
PM	0	\$224.99	\$0	Invoicing will be per night, no receipts required
General Supt	30	\$224.99	\$6,750	
Project Supt	30	\$224.99	\$6,750	
VDC Mgr	30	\$224.99	\$6,750	
Project Scheduler	30	\$224.99	\$6,750	
Preconstruction Mgr	320	\$224.99	\$71,997	
Estimating Director	360	\$0.00 with apartment		
	<b>Total</b>		<b>\$153,345</b>	

**Vehicle + Fuel, Maintenance and Repairs; Auto Allowance for some**

	Months	Rate	Total	
Project Director	17	\$1,250.00	\$21,250	
PM for Const	17	\$1,250.00	\$21,250	
PM	8	\$1,250.00	\$10,000	
General Supt	9	\$1,250.00	\$10,625	
Project Supt	3	\$1,250.00	\$3,750	
VDC Mgr	5	\$1,250.00	\$6,250	
Project Scheduler	9	\$700.00	\$5,950	Allowance
Preconstruction Mgr	15	\$1,250.00	\$18,750	
Estimating Director	17	\$1,250.00	\$21,250	
Lead Estimator 1&2	23	\$700.00	\$15,750	Allowance
Project Engineer 1&2	20	\$700.00	\$14,000	Allowance
Area Supt	2	\$1,250.00	\$2,500	
	<b>Total</b>		<b>\$151,325</b>	

**Reimbursable Backup/Travel Plan**  
Tampa Airport Checked Baggage System



**HENSEL PHELPS**  
Plan. Build. Manage.

**Detailed Estimate of  
Reimbursable Cost**

5/22/2018

**Phones**

	<b>Months</b>	<b>Rate</b>	<b>Total</b>
*** All positions	148	\$82.00	\$12,095
	Total		\$12,095

**Airport Parking**

	<b>Days</b>	<b>Daily Rate</b>	<b>Total</b>
Project Director	221	\$18.00	\$3,975
PM for Const	221	\$18.00	\$3,975
PM	104	\$18.00	\$1,871
General Supt	37	\$18.00	\$662
Project Supt	52	\$18.00	\$935
VDC Mgr	22	\$18.00	\$390
Project Scheduler	37	\$18.00	\$662
Preconstruction Mgr	195	\$18.00	\$3,510
Estimating Director	221	\$18.00	\$3,975
Project Engineer 1&2	260	\$18.00	\$4,676
Area Supt	43	\$18.00	\$779
Office Engineer 1	43	\$18.00	\$779
Field Engineer 1	43	\$18.00	\$779
	Total		\$26,970

**Reimbursable Backup/Travel Plan**  
Tampa Airport Checked Baggage System



**HENSEL PHELPS**  
Plan. Build. Manage.

**Detailed Estimate of  
Reimbursable Cost**

5/22/2018

<b>Air Fare</b>	<b>Trips</b>	<b>Rate</b>	<b>Total</b>	<b>Notes</b>
Project Director	8	\$550.00	\$4,400	
PM for Const	6	\$550.00	\$3,300	
PM	1	\$550.00	\$550	
General Supt	4	\$550.00	\$2,200	
Project Supt	0	\$550.00	\$0	
VDC Mgr	2	\$550.00	\$1,100	
Project Engineer	4	\$550.00	\$2,200	
Preconstruction Mgr	4	\$550.00	\$2,200	
Estimating Director	4	\$550.00	\$2,200	
<b>Total</b>			<b>\$18,150</b>	

<b>Rental Car/Trans</b>	<b>Each</b>	<b>Rate</b>	<b>Total</b>	<b>Notes</b>
Project Director	8	\$75.00	\$600	
PM for Const	6	\$75.00	\$450	
PM	1	\$75.00	\$75	
General Supt	4	\$75.00	\$300	
Project Supt	0	\$75.00	\$0	
VDC Mgr	2	\$75.00	\$150	
Project Engineer	4	\$75.00	\$300	
Preconstruction Mgr	4	\$75.00	\$300	
Estimating Director	4	\$75.00	\$300	
<b>Total</b>			<b>\$2,475</b>	

<b>Postage, Shipping, UPS, FedEx, Etc.</b>	<b>Each</b>	<b>Rate</b>	<b>Total</b>	<b>Notes</b>
Shipping to and from Tampa	1	\$25,000	\$25,000	
<b>Total</b>			<b>\$25,000</b>	

<b>Copying/Binding</b>	<b>Months</b>	<b>Rate</b>	<b>Total</b>	<b>Notes</b>
Copying/Binding	17	\$1,500	\$25,500	
<b>Total</b>			<b>\$25,500</b>	

**Reimbursable Backup/Travel Plan**  
Tampa Airport Checked Baggage System



**HENSEL PHELPS**  
Plan. Build. Manage.

**Detailed Estimate of  
Reimbursable Cost**

5/22/2018

<b>Relocation Expenses</b>	<b>Each</b>	<b>Rate</b>	<b>Total</b>
PM for Const	1	\$50,000	\$50,000
General Supt	1	\$50,000	\$50,000
Project Supt	1	\$30,000	\$30,000
Project Engineer 1	1	\$15,000	\$15,000
Lead Est 1	1	\$15,000	\$15,000
Area Supt 1	1	\$20,000	\$20,000
Project Engineer 2	1	\$15,000	\$15,000
Field Engineer 1	1	\$10,000	\$10,000
Project Scheduler	1	\$10,000	\$10,000
Office Engineer 1	1	\$10,000	\$10,000
Total			\$225,000
<hr/>			
<b>MEP Discovery Equipment</b>			
Equipment and manpower	1	\$50,000	\$50,000
Total			\$50,000
<hr/>			
<b>Plan Check Fees</b>	<b>Each</b>	<b>Rate</b>	<b>Total</b>
Blue Side - Initial Check	1	\$1,000	\$1,000
Blue Side - Revisions	2	\$1,000	\$2,000
Red Side - Initial Check	1	\$1,000	\$1,000
Red Side - Revisions	2	\$1,000	\$2,000
CEP - Initial Check	1	\$1,000	\$1,000
CEP - Revision	1	\$1,000	\$1,000
LD, FAA, Ceilings	3	\$1,000	\$3,000
SWFWMD, DEP, ACOE	2	\$1,000	\$2,000
Tampa Water & Sewer	1	\$1,000	\$1,000
TECO, Verizon	2	\$1,000	\$2,000
Total			\$16,000
<hr/>			
<b>Reimbursable Totals</b>			<b>\$705,860</b>

# Selbert Perkins Design Reimbursable Expenses Detail

Revision 2

<b>Description</b>	<b>Amount</b>
Travel	\$11,437.48
Reproduction	\$7,117.76
Material Samples	\$1,187.21
Deliveries	\$763.60
<u>Other Misc. Costs</u>	<u>\$403.04</u>
<b>TOTALS</b>	<b>\$20,909.09</b>



## **Clarifications – Updated for 5/24/18**

### **General Items**

- 1) The project schedule included in our RFQ response was the basis for this estimate.
- 2) Preconstruction personnel are included starting in June of 2018 and run through October of 2019.
- 3) Construction management personnel associated with construction, including the Enabling work, is not included here and will be included in the Part 2 agreement(s).
- 4) The geographic scope of work for the entire contract and for each of the seven projects is organized as shown on the attached project scope maps.
- 5) Our fee is based on using the Master Plan as developed and not evaluating or investigating any major changes to the Master Plan. We will evaluate systems and specific design options as noted in this document and what would be considered part of a traditional bridging-design-build delivery.
- 6) Our goal for W/MBE % remains at 17.1%. This percentage will fluctuate during the Part 1 draft process but remain equal to or greater than 17.1%.
  - a. We have removed HLB from our team (Lighting Consultant) and moved their scope to VoltAir, another W/MBE firm. HLB agreed to this adjustment.
  - b. We have removed Transsolutions from our team as the VISSM scope they provided is no longer required.
  - c. We have removed CMC from our team and incorporated that scope with HNTB. CMC agreed to this adjustment.
  - d. We will include time for Ariel Business Group in the Part 2 agreement.
- 7) Office assumptions
  - a. Our design team will work at the respective home offices for the majority of their work. Most of our designers are in Tampa but the following have offices outside the Tampa area and will perform much of their design work at the following locations.
    - i. HNTB Architectural – Kansas City MO
    - ii. HNTB Structural – Kansas City MO
    - iii. Conversant Systems – Los Angeles CA
    - iv. Henderson Engineers – Lenexa KS
    - v. Selbert Perkins – Los Angeles CA



During the Part 1 agreement, Hensel Phelps will use HNTB's Tampa office as our home base to manage this part of the contract. Joe Giunta will report there as his main office. The remainder of the Hensel Phelps team as well as Beck, Ariel and MCO will work from both HNTB's Tampa office at times as well as from their home offices.

- b. The Red side level one rental car office will be used for the following reasons during the Part 1 agreement.
  - i. During the investigation and studies phase, the first 3-4 months of the Part 1 agreement, we will have 2-4 people working from this location on a daily basis. These personnel will be managing the consultants performing the Geotech, the Subsurface Utility Engineering (SUE), the Surveying and the Laser Scanning.
  - ii. During the Enabling work (Summer/Fall of 2019) and during the near-term preconstruction for the Main Part 2 GMP, we will have 6-10 people working from this location on a daily basis.
  - iii. We would also like to use this area as a temporary office space if we are on-site and need a place to work between meetings.

We would also like to plan to use this Red side space for our construction office while we are building the Blue Side and the CEP. If we could plan to use the 2/3's of the space for this use, that would suffice.

- 8) We understand that badging will be required for select areas associated with this project and will plan to badge our personnel accordingly. We will look for the Authority to provide limited escorting early in the project until our badging is in place.
- 9) We have anticipated limited night work associated with the investigation and studies phase. This night work will be used to ensure that this phase of work minimizes impacts to airport operations, the traveling public, the FAA and the hotel.
- 10) Although we are organizing our fee based on the 7 project numbers, this fee can be moved from project to project as needed as long as we do not exceed the contract cap. This applies to all projects except the Arrival and Departure Drives Ceiling Replacement project (8310 19).
- 11) Although we are organizing our fee based on the 30%, 60%, 90% and 100% design deliverables, this fee can be moved from deliverable to deliverable as needed as long as we do not exceed the contract cap.
- 12) Should we not use all of our Part 1 fee, any remaining funds may be moved to the Part 2 agreement with Owner's approval.
- 13) We plan to create the following package sets/permits sets for this project.
  - a. Existing Ceiling replacement package
  - b. A general enabling package consisting of relocation of underground utilities, site demolition, building demolition and drilled shafts/ piles /foundations "for a combined Blue side site, CEP site, FAA lot site, loading dock /service road area"
  - c. A package combining: A temporary FAA lot, new FAA lot, the CEP building, loading dock and a vertical shaft building design adjacent to the Red side building to get chilled and hot water lines up to 71 foot level.
  - d. A Blue side package (everything on the Blue side including demo of rental car bldg)
  - e. A Demo Admin bldg/ Red side package (this includes any remaining Red side utility relocations and foundations/piles for the Red side)

- f. From a bidding/procurement perspective, we plan to put the 90% documents out to bid to the subcontractor community. During the bid period, we plan to complete the 100% documents and issue these documents via addendum during the bid period so that the subcontractors bids reflect the 100% documents. Should this process be schedule prohibitive, Hensel Phelps will include coverage in the GMP to account for the scope of the 100% documents.

## Design Items

- 14) This estimate is based on no formal sustainability design process, submittals, certifications, commissioning systems, etc. It is not based on such systems as LEED, Bream, Envision, Green Leaf system, etc. The design fee, for the CEP only, is based on designing to sustainable principles equivalent to LEED Silver but not certifying this project through the U.S. Green Building Council(USGBC). We have not included certification costs or the administrative requirements to certify a project through the USGBC. The MEP commissioning anticipated is based on code required commissioning. The scope and fee contemplates complying with HCAA LEAF system. Should the Authority want to add a formal LEED certification for the Central Energy Plant, there will be added costs to do so. We have included a study (19g) to evaluate which LEED certification should be pursued for the CEP.
- 15) The estimate does not include detailed blast mitigation risk analysis or detailed multiple blast simulation analysis for explosive detonations at the roadway curb or inside any buildings on this project. There are design fees in the first 30% phase to discuss and cover cursory blast strategies for the project but these do not include blast and/or progressive collapse design. The security aspects of the curbside will match existing.
- 16) Geotechnical and/or structural engineering study and mitigation design for sinkholes or karsts is not included in the Phase 1 or construction phase fee proposal. If sinkholes or karsts are discovered, fees to provide further testing, exploration, recommendations and design would be in addition to the fees presented in this proposal and would be considered per each specific discovery.
- 17) A final detailed fly-through animation depicting the look and feel of the project will be performed once at the end of the design period.. More simple, but realistic renderings, in progress Revit fly-through depictions will be utilized through the design process to communicate the design intent to team members and the owner.
- 18) The estimate includes a limited number of studies for the Central Energy Plant through 15% design. There are limited design fees to study geothermal wells, thermal energy storage systems, Boiler preheat systems, utilidor versus direct burial of chilled and hot water lines, and cooling tower options. It is assumed that after 15% design each of these alternatives will be selected by the Owner. We will provide cost/schedule analysis for each of these studies in a timely manner. These studies will be brief white papers and not extensive analysis’.
- 19) The following white paper studies are included in our design fees. Should the Authority elect to include one or more of items a, b, c, d, e, and s in the program, additional design services and fees for these options will be required.
  - a. A study for the use of a Geothermal Well Systems option for the CEP
  - b. A study for the use of a Thermal Energy Storage systems option for the CEP
  - c. A study for the use of a boiler preheat system option for CEP

- d. A study for the use of a ultra high efficiency chiller/ cooling tower options for CEP
  - e. A study for the use of CEP stacking options
  - f. A study for the means or routing utilities from the CEP to the Main Terminal. This will include consideration for personnel traffic to and from the CEP and an associated canopy.
  - g. A study to evaluate architectural alternatives for the CEP.
  - h. A study to evaluate options for the office/workshop space for the CEP employees.
  - i. A study to evaluate parking and access for truck receiving/maintenance parking and CEP employees.
  - j. A study to determine if a formal LEED certification should be pursued and at what level.
  - k. A study of the pedestrian walkways accessing the Main Terminal on the Blue Side.
  - l. A study to create a structural solution to avoid demolishing the Marriott gallery bridge.
  - m. A study to evaluate architectural alternatives and lighting schemes for the vertical circulation buildings and canopies on both the Blue and Red Side.
  - n. A study to develop a temporary parking/access solution for the FAA staff.
  - o. A study to evaluate the relocation or rebuild of the “guard shack” associated with the FAA lot.
  - p. A study of the use of the Red side elevator shaft as a utility shaft or other options.
  - q. A study to determine where IT and low voltage “head-end” systems located in the Administration Building will be relocated.
  - r. A study to evaluate tenant relocation options and evaluate the possibility of disconnecting this project from the Gateway Development project.
  - s. A study to evaluate the use of future transportation and driverless vehicles and how that affects the design of this project.
  - t. A study to determine the final and best configuration for the interior public circulation and “future white spaces” from the long-term parking garage through to the Blue Side vertical circulation lobby building and into the main terminal transfer level.
  - u. A study to determine final configurations of merges (entry and exit) to George Bean Parkway.
- 20) In the estimate, we have included the design for all of the messaging for the wayfinding to inform drivers how to travel to the various curbsides. This will include messaging on the George Bean Parkway contract. The other DB Team on the George Bean parkway project will design any changes to existing sign structures and existing signs to carry the new messages required if these sign structures and signs are also impacted by their work. Any new signage structures (if required due to new sign locations) over the George Bean parkway, for the purpose of messaging drivers to the new curbside, will be the responsibility of the Hensel Phelps DB team. The overall intent here is that we are design builder for our work and Cone and Graham is the design builder for their work. We must coordinate our designs to ensure the messaging is clear.
- 21) The final configuration of all roadway merges and exits from the curbside roadways for both arrival and departures levels will be studied in the 30% design phase and the owner will decide by the conclusion of 30% design the final configuration of the merges to coordinate with the adjacent George Bean Parkway project. We will coordinate with Cone and Graham.

- 22) With regard to the relocation of the Frontier Central Office (CO) located in the ground floor of the service building, we have included the following items in our DB Team fee.
- a. Provide walls, doors sealed concrete floor, no ceiling for the new CO interior room, wherever is to be located in the Main Terminal.
  - b. Lighting and power as required by Frontier in the new CO room.
  - c. Fire alarm design/construction inside the new CO facility, as required by Frontier in the new CO room.
  - d. Fire protection design/construction inside the new CO facility, as required by Frontier in the new CO room.
  - e. HVAC design/construction inside the new CO facility, as required by Frontier in the new CO room.
  - f. With assistance from the Authority, our team will explore options for possible locations of the Frontier CO facility and evaluate these locations.

We have not included the following items in our fee.

- a. Design of raceways and duct banks required to bring new CO trunk circuits from outside of the airport (and/or outside the main terminal) to the new CO office, location to be determined in the Terminal Building.
- b. Design of any low voltage cabling system (fiber or copper) for bringing the CO trunk lines from outside of the airport to the new CO office.
- c. Coordination with Frontier for location of underground utilities. Frontier will use a space not used by other utilities or space needed for the new Curbside expansion project under the control of the DB team.
- d. Design of any raceways or duct banks to connect the new CO room (location to be determined) to the existing distribution points used currently by Frontier inside any airport facilities to feed their tenants. Some examples of distribution points are the Main terminal Core rooms in the 71ft level (all 4 cores), Baggage area IDFs, several locations in the ticketing floor, the Marriott hotel, etc.
- e. Design of any low voltage cabling system (fiber or copper) for bringing the distribution cabling from the new CO office to all existing distribution points at the airport.
- f. Design of any temporary raceways or cabling required to keep any Frontier services active while final construction of their infrastructure is built, including circuits to FAA, Marriott, etc.
- g. Issuing any interruption of service notifications to any Frontier tenants for work done by Frontier.
- h. Other than coordination to provide the new CO room (as explained in “scope to be included in DB team”), there is no other coordination included with any of Frontier’s design, permitting, design review, construction or installation of relocating the Frontier CO and related connected cabling and conduit.
- i. Pull any permits for work to be done by Frontier or any contractor working under them, to relocate their infrastructure.
- j. Design of the interior layout of the new CO facility.

- 23) The design fee for the relocation of known technology head-end systems from the existing Administration building prior to demolition includes:
  - a. The administrative building currently hosts head end units and components for multiple systems, including the intercom for the vehicular gates, fire alarm panels in the fire loop, paging system for shuttle lobbies and one of the CCTV storage stacks. Although not directly associated with the ACC, they serve areas well beyond the administrative building. These systems will be relocated to other areas inside the terminal or other facilities before the building can be demolished. This includes the Bombardier and Passur systems.
  - b. Other unknown system relocations are not included in the design fee.
- 24) The estimate assumes bi-weekly design meetings on any one subject matter.
- 25) We will need Cone and Graham(George J. Bean Parkway project) to share their survey data with our team and we will share ours with them. The surveyors for both projects will need to work from the same primary control.
- 26) We expect a final survey of the finished grades be provided to us after the Red Side garage demolition is complete.
- 27) The fire protection design will be completed to 60% and the future delegated fire protection subcontractor will be responsible for completing this design and obtaining the permit. This delegated design will include hydraulic calculations, final documents for permit and adjustments to sprinkler head locations.
- 28) We have assumed a direct bury approach for the utilities from the new CEP to the Terminal, no utildor. We have included a study (19f) to evaluate this approach during the conceptual design. If a utildor is selected, additional services and fees will need to be added.
- 29) A fee to design a covered walkway is included for personnel access between the CEP and the Curbside building at Red side. The canopy is assumed to be simple two column framing and common section throughout the walkway.
- 30) We have included sampling for hazardous materials at the following areas.
  - a. Red Side, including Main Terminal areas
  - b. Blue Side, including Main Terminal areas
  - c. Admin Building
  - d. Loading Dock
- 31) Demolition documents for the Admin Building and Rental Car Building drawings will utilize sheet size scanned pdf drawings of existing as-builts with added demolition notes. There will be no new AutoCAD drawings or Revit models created for the demolition documents.
- 32) We have not included any fees associated with the Authority's relocation from the Red Side Administrative offices to the Gateway Development area.
- 33) After reviewing the administration building as-builts the structural columns on the Red Side are braced by the roof level framing of the original one-story administration building. The later second story addition is also attached to the columns to remain. The Red side columns sizes are smaller (36x36) than the Blue side column sizes (40x40) at the grade to the Administration Building's original roof framing level. The existing building columns will need to be analyzed for loss of bracing at the admin roof level to determine how much the columns will need to be reinforced. We have included fee to perform this analysis.

- 34) For the Red Side vertical circulation building, our fee includes accommodation of the future APM deck and to design the roof/future floor for the Transfer Level Shuttle Lobby. If it is desired to include piles or foundations, scope and fee must be added for all disciplines (Architecture layouts, APM loading input and MEP weight loads) to provide 30% level design to inform the configuration of the structure, materials and loads. Sufficient structural analysis of the framing, including lateral resisting system design must be performed to allow design of the foundation systems. An add alternate for the design fee to include the 30% design for foundations discussed above is \$200,000.
- 35) On the Blue side, the east and west modules of the HCAA offices of Suite B (on outboard sides of the existing public circulation to long term garage) will not be impacted by the Phase 2 work and therefore are not included in our design fee. The middle module of office space (of suite B) will be directly impacted. The DB team will fully design all public areas. The remaining space will be designed as generic “white spaces” (concrete floor, perimeter walls, no ceiling) and stubbed in with electrical power and HVAC systems other code required systems for future use by others. Please see the attached diagram that helps describe this scope.
- 36) The Curbside ceiling structural hanging/uplift systems are to be delegated design items. Delegated design includes design of hangers, attachments to existing framing, framing systems, if any, to support the ceiling systems, design to accommodate uplift code wind loads. Included in HNTB scope is development of delegated design specifications and limited concept structural detail drawings. Construction phase services include review of delegated design submittals.
- 37) Irrigation systems will not be included in the model.
- 38) We have assumed that Marriott gallery bridge will not be demolished, and a structure will be designed to support the intact bridge structure once the column line is removed for the elevated roadway clearance. The fee includes alternative conceptual studies for structural support methods and load transfer sequence and methods. We have not included any fees for the public areas of the Marriott Bridge as we do not anticipate impacting these areas except as noted in items 41 and 42.
- 39) On the Red side, the new public areas required in relation to the new Lobby Building vertical circulation (escalators, elevators, etc.) will be in scope and will include interior finishes to complement the existing public area adjacent.
- 40) The existing service elevator on the Red side will be considered to be repurposed as a utility shaft. We will also explore other options.
- 41) The Red side’s TSA offices at the gallery bridge and concession just North may be impacted by the Loading Dock building; including a new trash room/chute, elevators and stair. These impacted areas are included in our fee. This is illustrated in the attached TSA Gallery Scope Plan. We understand that this plan is a concept and that the design will need to be developed by working with Marriott and TSA.
- 42) The Red side’s TSA offices at the gallery bridge re-layout and design are included in our fee. This is illustrated in the attached TSA Gallery Scope Plan.
- 43) Any existing Red side concession offices located in existing northeast transfer level that are impacted by the Phase 2 work (i.e utility runs) will be minimal are included in our fee.

- 44) Blue / Red Side bridge design
- a. The design for the elevated bridges will be in accordance with FDOT standards, since this is not a FDOT project we have not included the requirement that the load rating of the bridge to be verified after construction. It is not in our scope of services to coordinate the load rating with FDOT maintenance office. If requested, the FDOT load rating will be performed in the Part 2 agreement.
  - b. We have not included investigation of existing bridge piers for collision loads to determine if crash protection barriers are needed to be installed adjacent to existing piers.
  - c. Foundations for both the Blue Side and Red Side will be evaluated based on the geotech analysis and associated loads and may be different on each side based on these conditions. The elevated roadway bridge substructure (pier and columns) and superstructure options will be analyzed one time for the Blue side only, and replicated on the Red side. Any redesign for alternative options on the Red curbside project will be considered an additional service.
- 45) We have assumed that the recent toll booth drawings for the short-term garage entry can be re-utilized and re-issued showing the same IT technology / low voltage drawings as previously used, but showing the new location as required for this project.
- 46) With regard to design-build mechanical and electrical subcontractors on the CEP, we are approaching this work as follows. Our design team will design this work to 100%. We will work with the Authority to include mechanical and electrical contractors in design-assist roles starting at 30% design completion. We may expand this to other subcontractors on other portions of the project as well.
- 47) The following scopes will be incorporated in the Part 2 agreement
- a. BIM(Model) maintenance
  - b. DB Team Submittal and RFI management and coordination
- 48) We have included fees for the following items.
- a. Expert MEP Central Plant consultant (Conversant Systems) fees to study state-of-the-art central energy plant options and MEP options.
  - b. Architectural fees for limited art coordination in curbside buildings. We understand that the Authority anticipates hiring HOK to manage the art program. Coordination of artwork weights and locations that may influence curbside building framing will be given in a timely manner to allow incorporation in the initial structural design. We will require conceptual information from the Authority at the 30% design stage and detailed information at the 60% design stage. Redesign of framing due to belated or out of sequence artwork information, may require additional fees.
- 49) No costs are included for the following items
- a. Permit fees as this will be included in Part 2.
  - b. Physical scale models of the project.
  - c. Carbon footprint study for this project and its impact to the airport.
  - d. Threshold inspections as this will be included in Part 2

50) HNTB travel assumptions: The estimate is based on the following:

- a. The HNTB Program Manager for Design will be predominately based weekly in the Tampa HNTB office during the Part One contract. The PM for Design will be in the Tampa office to coordinate design with HNTB staff, all local subs and coordinate with Hensel Phelps and Beck. A monthly per diem will be established for a combination of hotel stay the first month, then an apartment the remainder of the part one contract. Also Airfare, GSA meals, rental car will be part of the monthly per diem.
- b. For 30%, and 60% design phases  
Travel for HNTB Architectural and Building Structural staff will be from Kansas City to Tampa. Most trips will be 3 days, 2 nights. The following staff will travel by air, stay in a hotel, GSA meals, home airport parking and misc travel expenses.
  - i. Every other week for Clint Laaser (Architectural lead), Matthew Hallett (Architectural Designer)
  - ii. Every 3 weeks for Mike Shelton (Bldg Structural Engineer)
  - iii. Once a month for architectural staff (other)
  - iv. 2 trips per phase for BIM coordinator
  - v. 3 contingency trips per phase
- c. 90% thru 100% design phases  
Travel for HNTB Architectural and Bldg Structural staff will be from Kansas City to Tampa. Most trips will be 3 days, 2 nights. The following staff will travel by air, stay in hotel, GSA meals, home airport parking and misc travel expenses.
  - i. Once a month for Matthew Hallett (Architectural Designer), Mike Shelton (Structural Engineer Designer)
  - ii. Every 3 weeks for Clint Laaser (Architectural lead)
  - iii. Once a month for architectural staff (other)
  - iv. 2 trips for BIM coordinator
  - v. 3 contingency trips

51) Hensel Phelps travel assumptions: The estimate is based on the following.

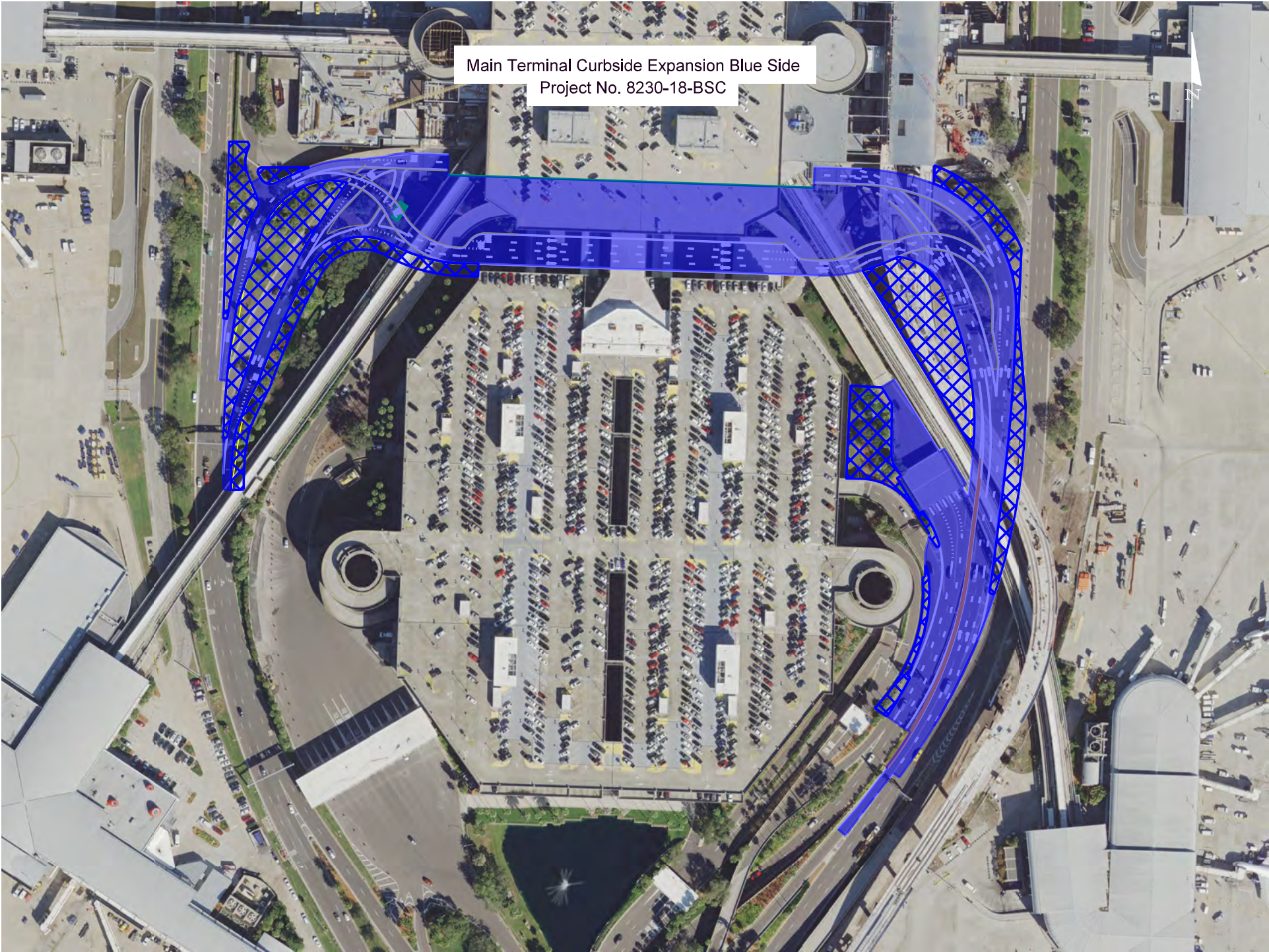
- a. Program Director – Travel from Orlando each week and stay in an apartment in Tampa for 17 months
- b. Program Manager for Construction - Travel from Orlando each week and stay in a hotel in Tampa for 1.5 months. Then relocate to Tampa
- c. General Superintendent - Travel from Orlando each week and stay in a hotel in Tampa for 1.5 months. Then relocate to Tampa
- d. Project Superintendent - Travel from Orlando each week and stay in a hotel in Tampa for 1.5 months. Then relocate to Tampa
- e. VDC Manager - Travel from Orlando 2 times per month and stay in a hotel in Tampa.
- f. Preconstruction Manager - Travel from Orlando 10 times per month and stay in a hotel in Tampa.
- g. Estimating Director - Travel from Orlando each week and stay in an apartment in Tampa



52) Other travel for design consultants

- a. Conversant Systems – In the 30% design phase only, Conversant Systems will advise on “state-of-the-art” CEP Plant design and may have one or two trips from Los Angeles to Tampa. Most correspondence will be via webex. Travel will require Airfare, hotel, GSA meals, and misc travel expenses.
- b. Henderson Engineers – In the 30% and 60% design phases Henderson Engineers, as the code consultant, may attend (as needed) one or two City of Tampa code review meetings depending on the issues encountered with the Building department. Travel from Kansas City to Tampa will require Airfare, hotel, GSA meals, and misc travel expenses.
- c. Selbert Perkins – As the signage and wayfinding designer Selbert Perkins will make trips in the 30% and 60% phases of the work to investigate the existing signage, coordinate with HNTB Tampa designers, and make signage design presentations to HCAA staff. Coordination meetings among Selbert Perkins, HNTB Architecture and Structural will take place in Kansas City. Travel trips from Los Angeles to Tampa, with a stop in Kansas City for coordination will occur in 30% and 60% design phases. Travel will require Airfare, hotel, GSA meals, and misc travel expenses. Webex will be used as much as possible.
- d. In the event travel deviates from the Owner's travel policy, Design-Builder will notify Owner that such deviation is being made.

Main Terminal Curbside Expansion Blue Side  
Project No. 8230-18-BSC



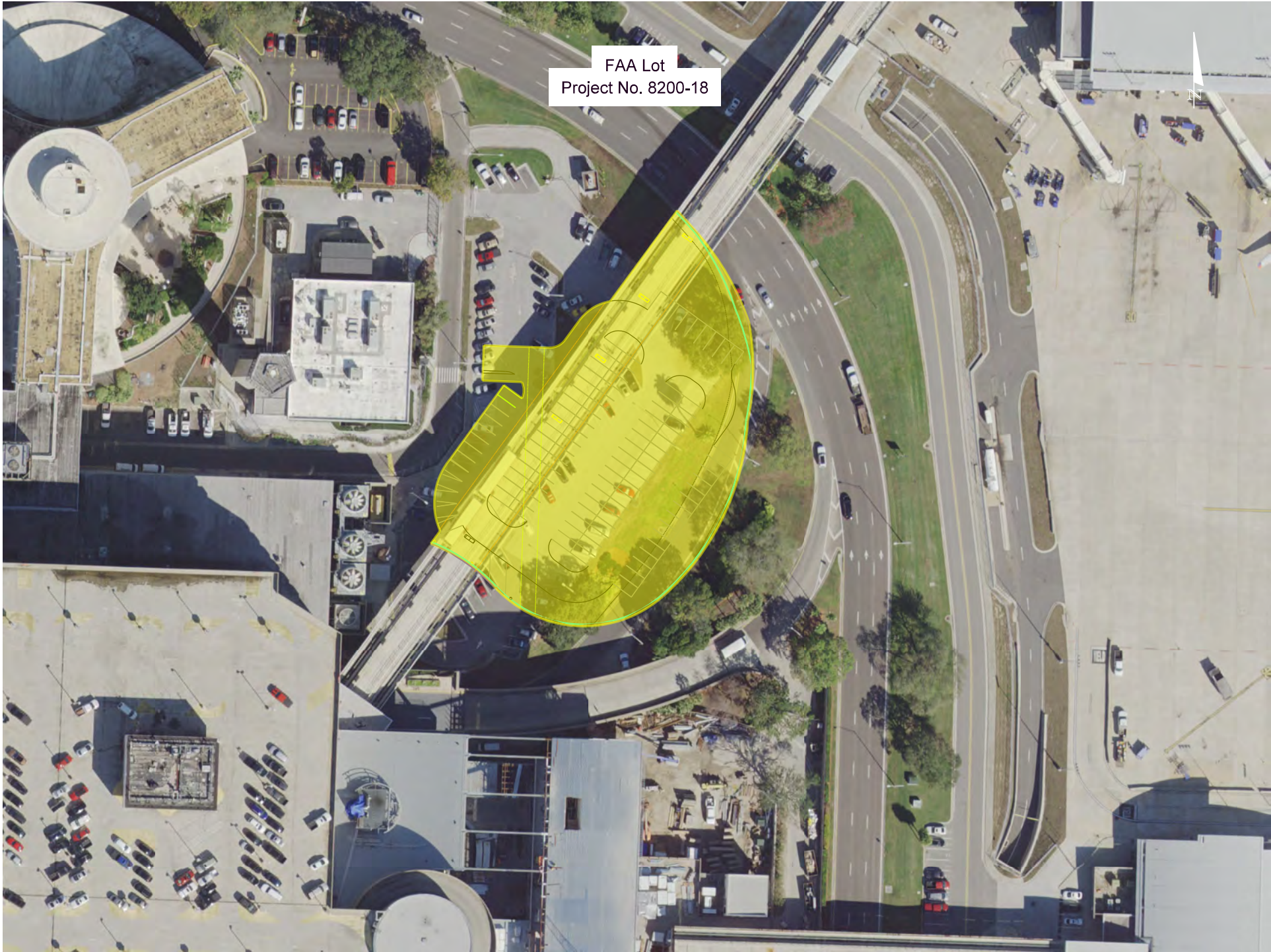


Main Terminal Curbside Expansion Red Side  
Project No. 8230-18-RCS



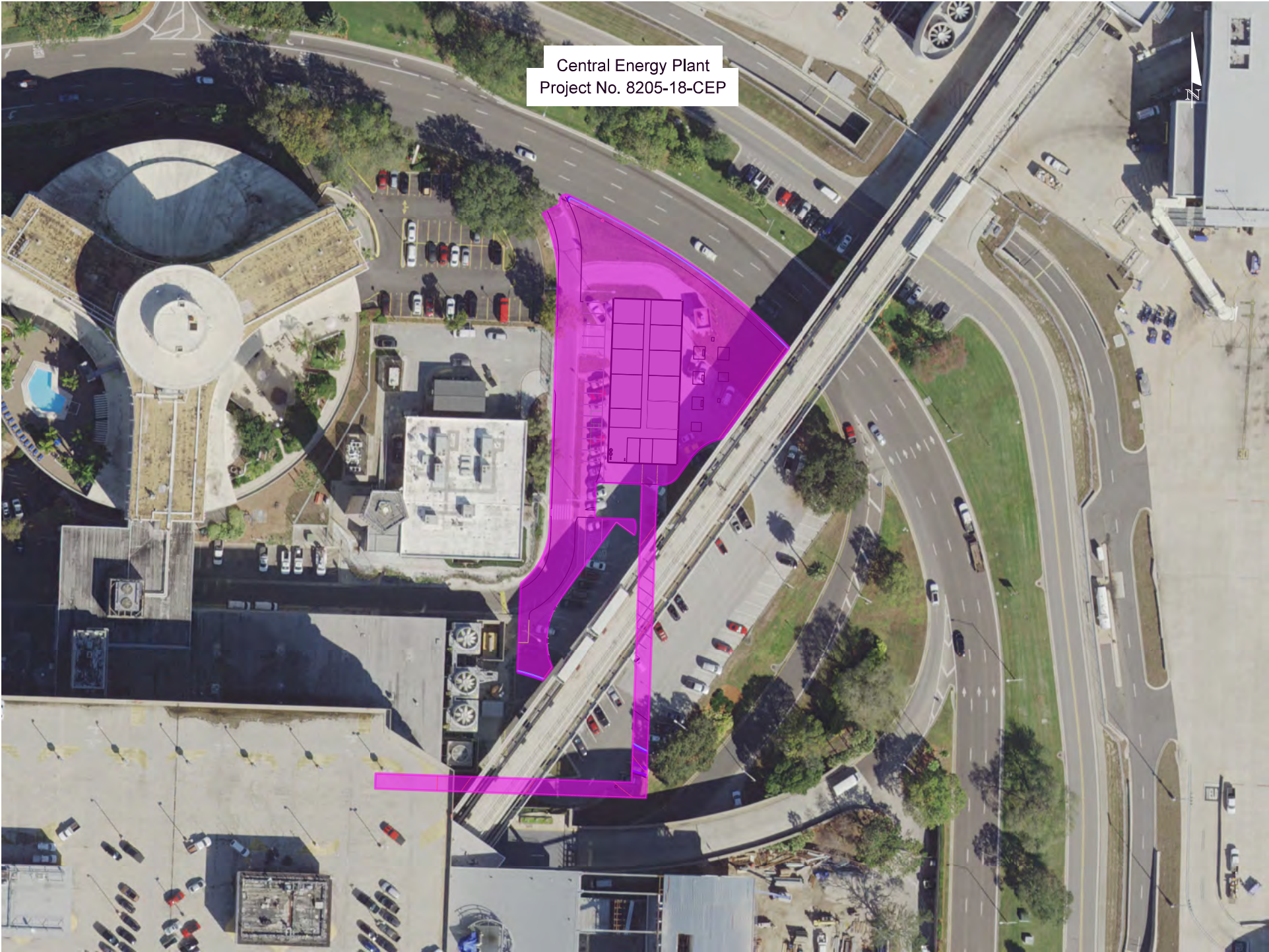


FAA Lot  
Project No. 8200-18






Central Energy Plant  
Project No. 8205-18-CEP



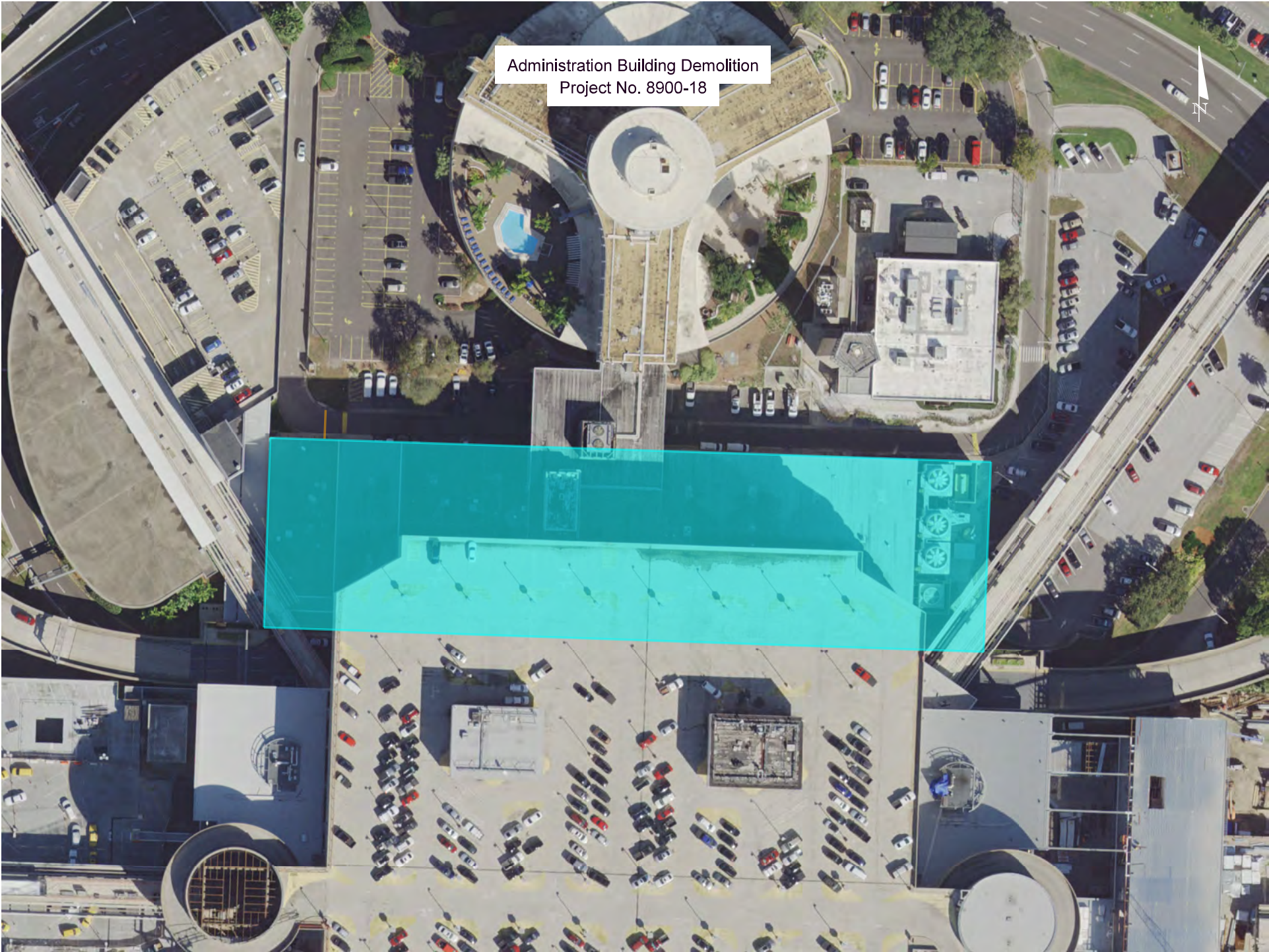


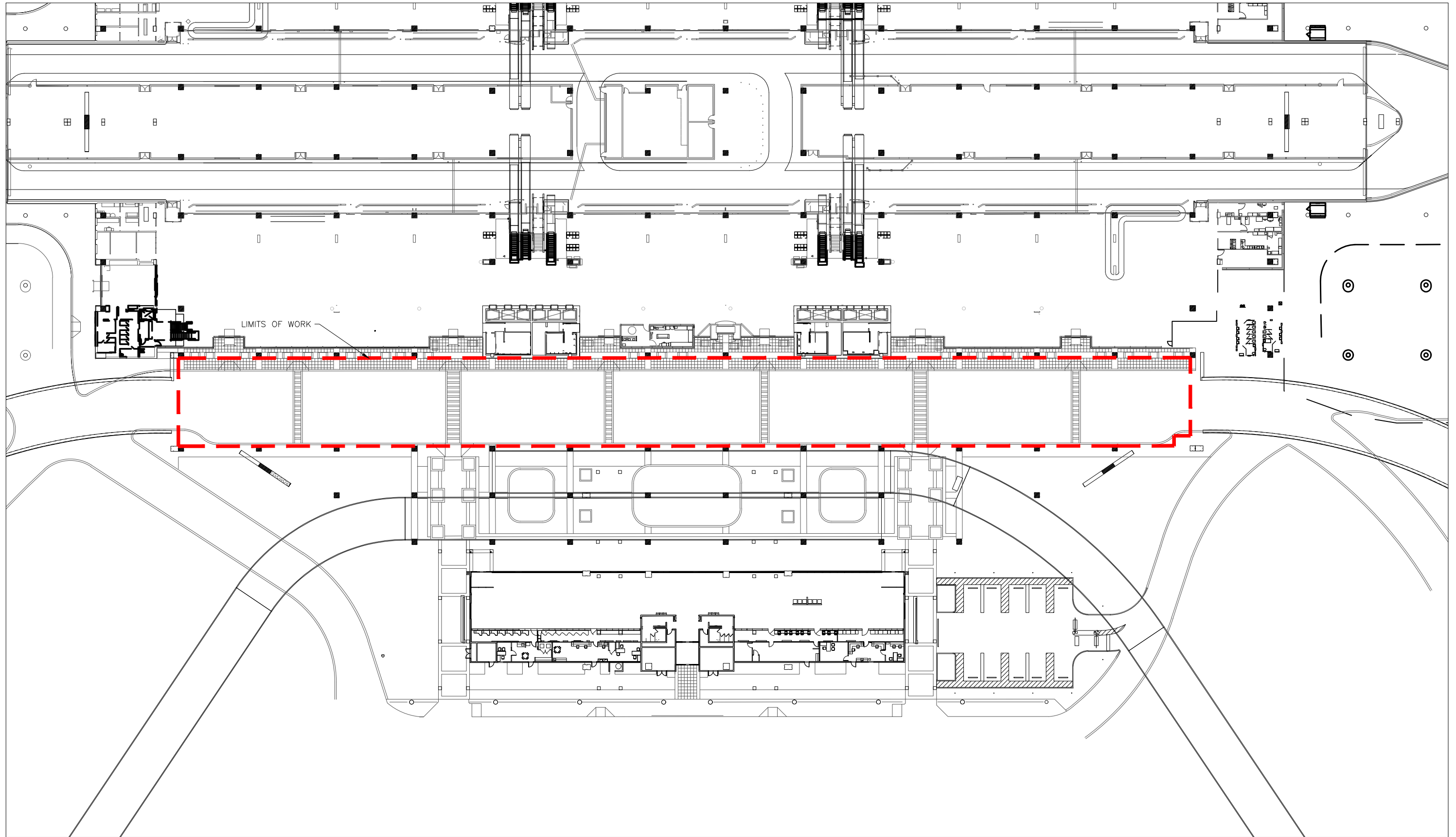
Loading Dock  
Project No. 8205-18-LDB



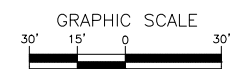


Administration Building Demolition  
Project No. 8900-18






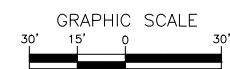
**↑ BAGGAGE LEVEL REFLECTED CEILING  
PLAN - BLUE SIDE ARRIVALS**

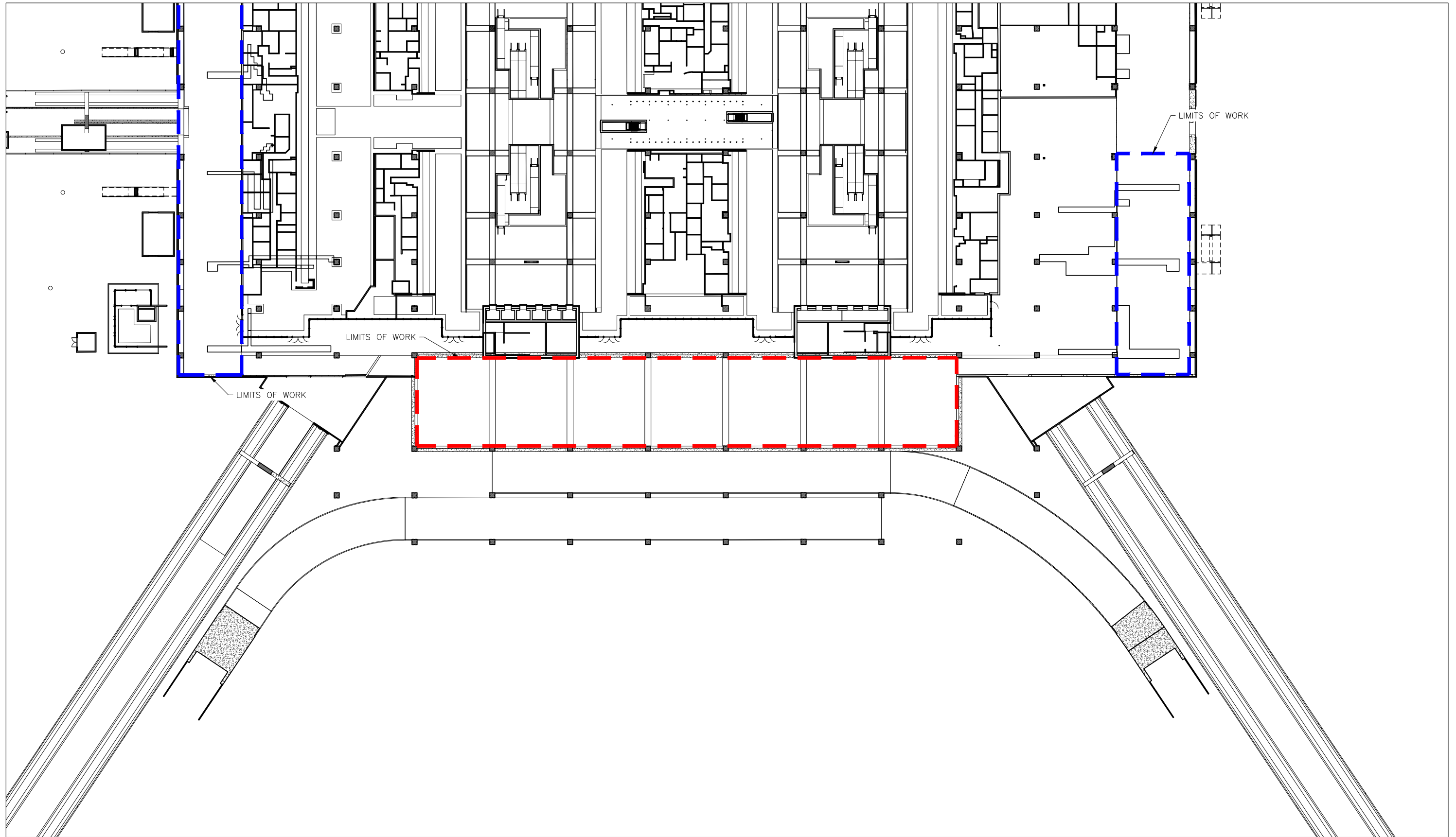




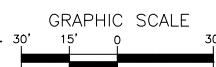


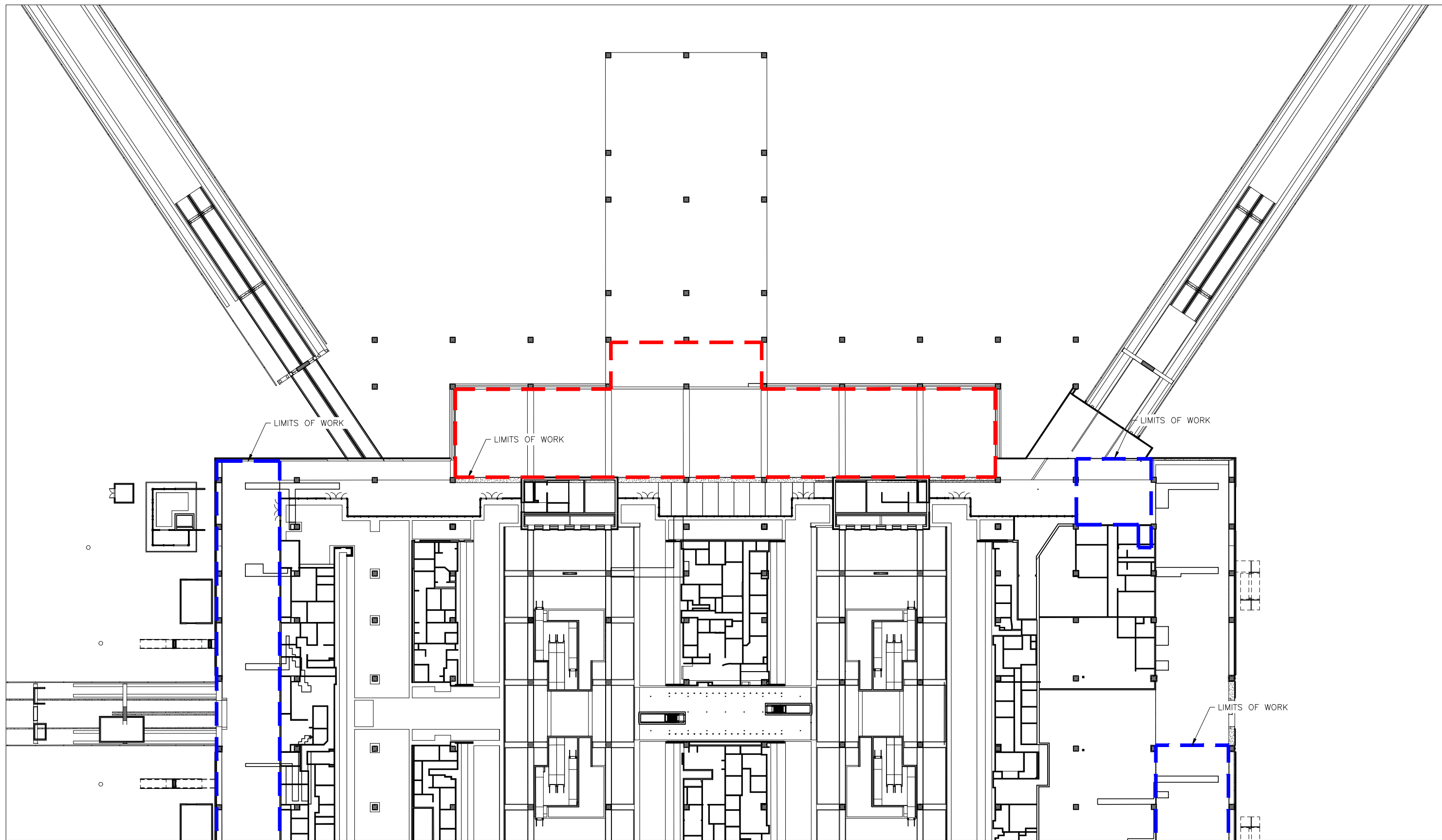
**↑ BAGGAGE LEVEL REFLECTED CEILING  
PLAN - RED SIDE ARRIVALS**





**TICKET LEVEL REFLECTED CEILING PLAN -  
BLUE SIDE DEPARTURES**





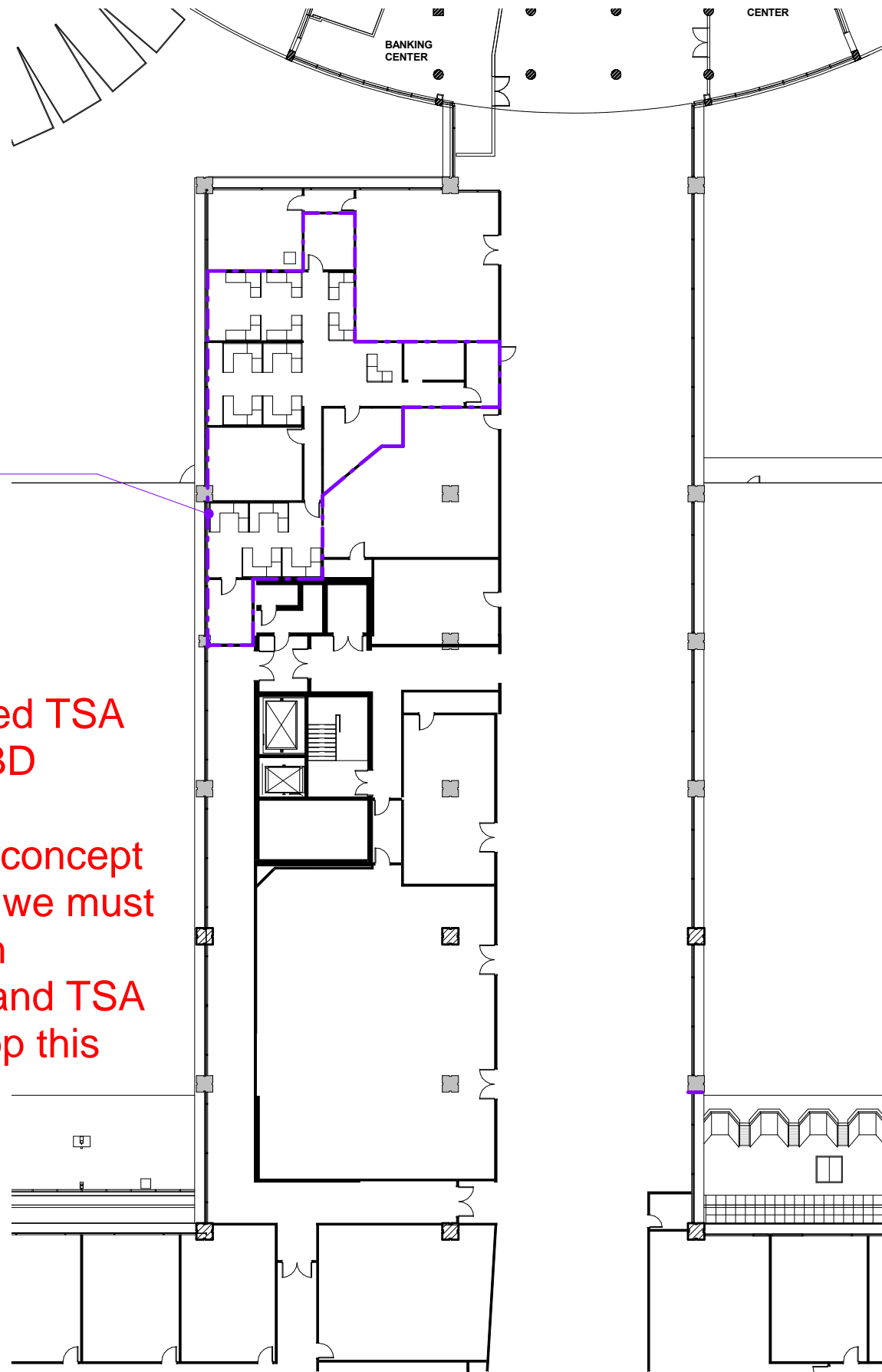
**TICKET LEVEL REFLECTED CEILING PLAN -  
RED SIDE DEPARTURES**



Total TSA Area:  
2475 SF

Renovated TSA  
Office TBD

This is a concept  
only and we must  
work with  
Marriott and TSA  
to develop this  
design.



Marriott Gallery Bridge Existing Plan

1

1" = 30'-0"

Concession Support  
115 SF

Trash Room  
104 SF

Total TSA Area:  
2168 SF

Renovated Support  
Corridor  
1,387 SF

Renovated Utility  
Shaft  
78 SF

Demolition &  
Renovation of  
Existing Vertical  
Shafts  
1,167 SF

Existing Support to  
Remain

Existing Concession  
to Remain

TSA Breakroom  
94 SF

Renovated TSA  
space  
1,542 SF

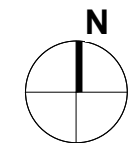
Renovated TSA  
Office  
119 SF

Renovated Storage  
378 SF

Existing Concession  
to Remain

Existing Gallery to  
Remain

Renovated  
Circulation  
4,051 SF



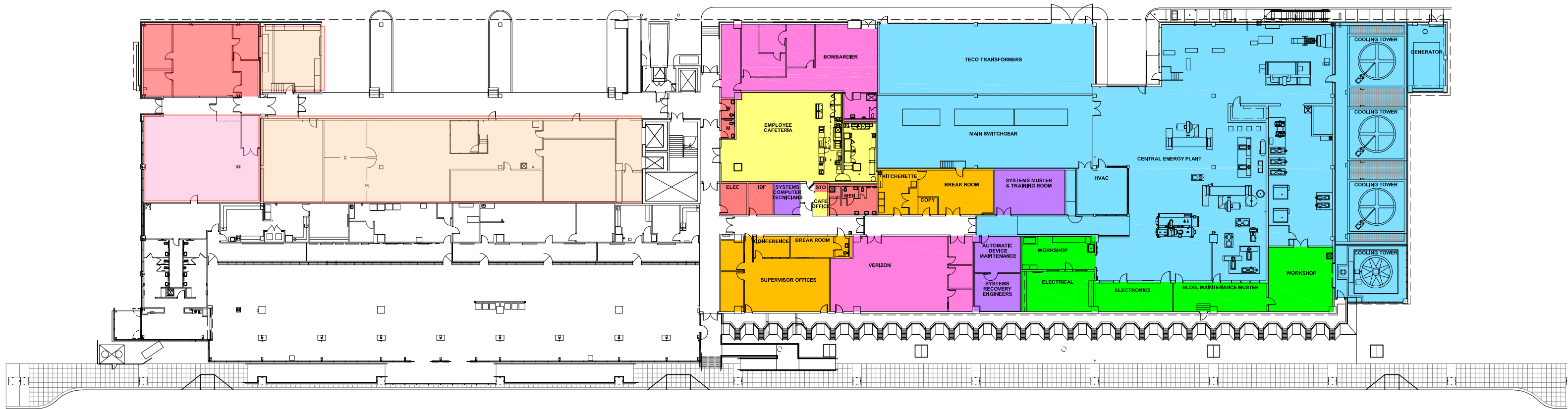
TRUE  
NORTH

Marriott Gallery Bridge & TSA Office DB Scope Plan

2

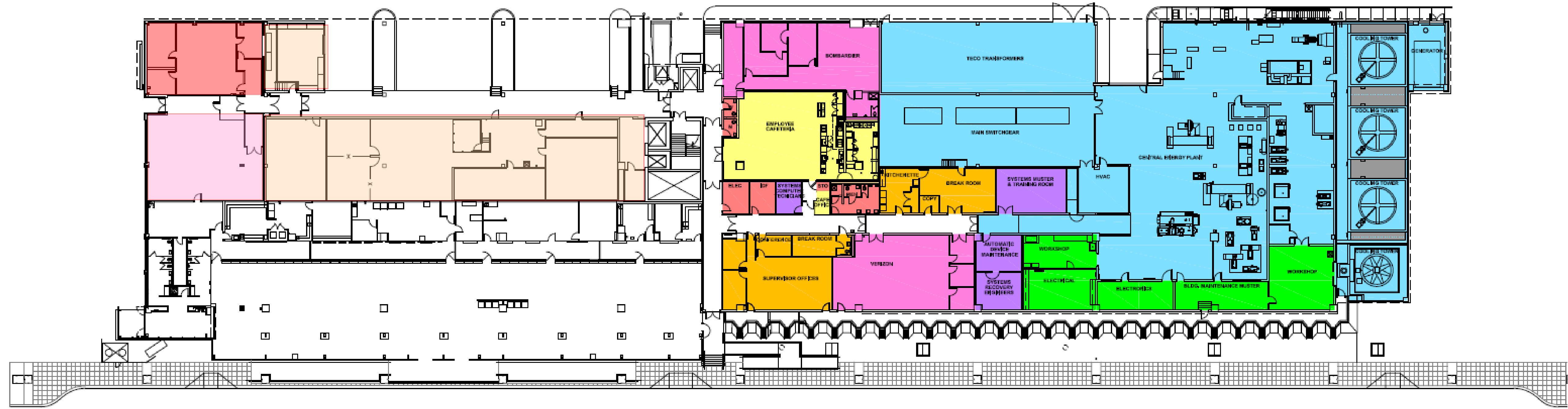
1" = 30'-0"

# Tenants in the Admin Bldg

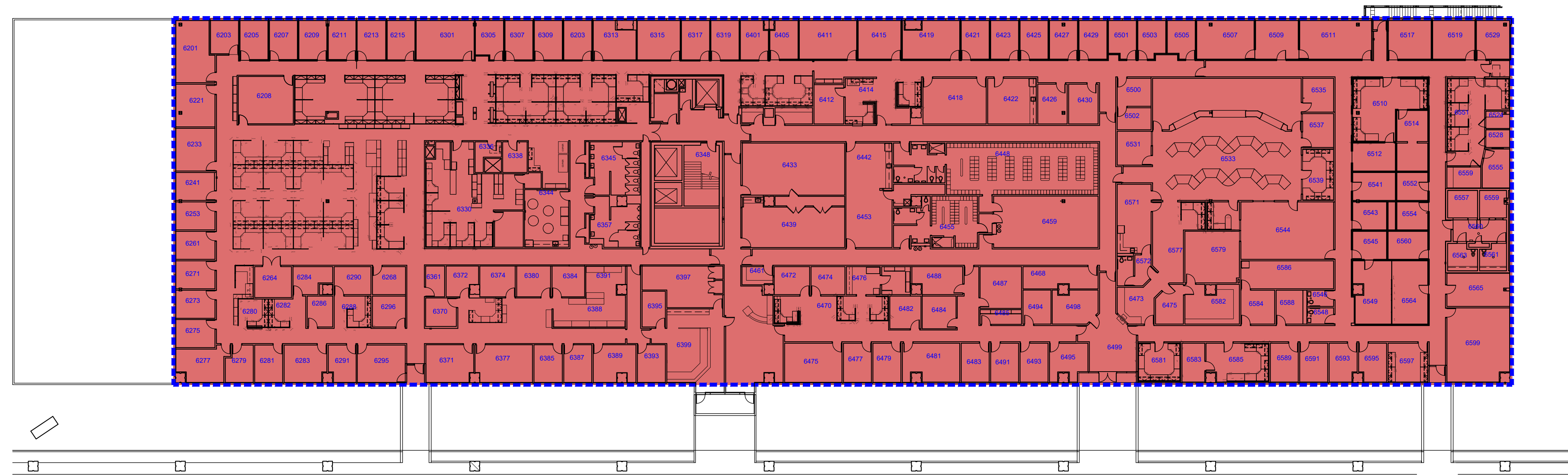


- |   |  |   |   |  |
|---|--|---|---|--|
| <span style="display:inline-block; width:15px; height:15px; background-color: #f08080; border:1px solid black;"></span> Flagship Cleaning | <span style="display:inline-block; width:15px; height:15px; background-color: #add8e6; border:1px solid black;"></span> Central Energy Plant<br>19,930 SF +/-              | <span style="display:inline-block; width:15px; height:15px; background-color: #ffa500; border:1px solid black;"></span> Offices & Support | <span style="display:inline-block; width:15px; height:15px; background-color: #00ff00; border:1px solid black;"></span> Maintenance | <span style="display:inline-block; width:15px; height:15px; background-color: #ff69b4; border:1px solid black;"></span> Tenant |
| <span style="display:inline-block; width:15px; height:15px; background-color: #ffb6c1; border:1px solid black;"></span> HCAA Maint.       | <span style="display:inline-block; width:15px; height:15px; background-color: #ffff00; border:1px solid black;"></span> Employee Cafeteria<br><i>Will not be relocated</i> | <span style="display:inline-block; width:15px; height:15px; background-color: #8a2be2; border:1px solid black;"></span> Baggage Systems   | <span style="display:inline-block; width:15px; height:15px; background-color: #f08080; border:1px solid black;"></span> Other       |  |
| <span style="display:inline-block; width:15px; height:15px; background-color: #ffcc99; border:1px solid black;"></span> HMS Host          |  |   |   |  |



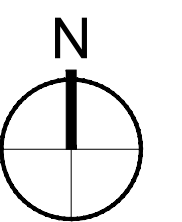


FIRST FLOOR



SECOND FLOOR

H.C.A.A. Cost Center



ADMINISTRATIVE OFFICES BUILDING





# Roles & Responsibilities

## Preconstruction

### Hensel Phelps

**Role:** Prime Design-Builder

**Responsibilities:** Hensel Phelps will serve as the primary source of the Hillsborough County Aviation Authority's (Authority) needs. Hensel Phelps will also be responsible for all subconsultants and will ensure that the design and pre-construction processes are efficient and effective. Hensel Phelps major responsibilities during the Part 1 agreement encompass design management, quality control and assurance, estimating and scheduling, and W/MBE market engagement. Hensel Phelps will serve as the lead firm to prepare all deliverables for Authority including design submissions at 15%, 30%, 60%, 90% and 100% and associated cost estimates, schedules and phasing plans. Hensel Phelps will also develop and submit a quality control plan, safety plan, BIM execution plan and maintenance of traffic (MOT) plans. Hensel Phelps will lead an extensive estimating and cost management effort during the Part 1 agreement. This will begin with cost verification early in the design process and will continue through design as we monitor costs and work with the Authority and our designers to maintain the project budgets as the design evolves. Another major task during preconstruction will be to evaluate and survey existing conditions including existing structures, utilities and subsurface conditions. This work will be critical to managing the cost to ensure we have accurate knowledge of the existing conditions. This task will include the coordination of numerous technical and investigative consultants to evaluate these items and then to incorporate this data into the Revit and 3-D Civil "BIM" models. As the design develops, Hensel Phelps will perform constructability reviews. Hensel Phelps will act in a leadership role for communication with the Authority including regular design updates, project meetings and impromptu discussions to ensure a transparent environment.

**Contractual Relationship:** Contracted directly with the Authority

### MCO

**Role:** Estimating support during preconstruction

**Responsibilities:** MCO will provide estimating support during preconstruction. MCO will also support Hensel Phelps with estimating including subcontractor solicitation, bid packaging, bid evaluation and scope reviews.

**Contractual Relationship:** Contracted directly with Hensel Phelps

## Roles & Responsibilities

### Ariel

**Role:** Women/Minority Business (W/MBE) Enterprise Consultant

**Responsibilities:** As the W/MBE Consultant, Ariel will provide diversity inclusion services for Hensel Phelps. The services include assisting with W/MBE subcontractor identification and outreach, development and implementation of W/MBE bid strategy during design and pre-construction. Ariel will assist with scope development and matching with W/MBE firms, assisting 1st tier bidders with identification of W/MBE sub-tier subcontractors and suppliers, assisting with development of W/MBE inclusion language in bid documentation and process, verification of W/MBE subcontractor status, participating in pre-award subcontractor scoping meetings, assisting with referral of W/MBE subcontractors to appropriate financing, bonding and W/MBE certifying agencies as well as reviewing, monitoring, and maintaining appropriate reporting forms for the Authority.

### Beck

**Role:** Supplemental personnel to Hensel Phelps to support design management and preconstruction

**Responsibilities:** Beck will serve as a key resource to Hensel Phelps during the Part 1 agreement. Their role will be focused on 4 main items.

- 1) Beck Architecture staff will collect all existing conditions data from various team sources and create an accurate existing conditions BIM model of existing site and structures. This is critical to the success of the project. Beck Architecture staff will perform constructability reviews of the design documents and perform BIM clash detection as the design progresses and at each review cycle.
- 2) Design management and preconstruction support including individuals experienced at working at the Tampa Airport. Beck will support the scheduling effort, development of phasing plans and MOT plans, and navigation of the local permitting process.
- 3) Estimating support to Hensel Phelps including subcontractor solicitation, bid packaging, bid evaluation and scope reviews. Beck will also ensure that the model has the intelligence necessary to utilize 4D (schedule) and 5D (cost) features.
- 4) Beck will log and process submittals, shop drawings, RFI's and CA paperwork on site. They will send out documents for HNTB and other design subconsultants to review. Beck will be available for daily construction meetings and respond to on-site design team needs from the construction team. HNTB architectural, civil and structural staff will augment Beck staff during Construction Administration and will have final approval of all design related documents.

**Contractual Relationship:** Contracted directly with Hensel Phelps. For design related tasks, Beck Architecture will be supervised by HNTB but contracted to Hensel Phelps.



# Roles & Responsibilities

## Design Evolution

### HNTB

**Role:** Design Management, Project-wide A/E Design Development, Site/Civil Engineering, Architectural Design and Modeling, Building Structural Design, Elevated Roadway Bridge Structural Design, Roadway & Component Design.

**Responsibilities:** HNTB will serve as the lead architect and engineer for the project, responsible for coordinating, managing, and overseeing all engineering and architectural design elements and subconsultants for the Design Evolution/Part 1 services. HNTB will lead all design presentations to the Authority. In collaboration with all design partners, HNTB will develop conceptual plans, engineering and planning studies, and produce construction documents for the Vertical Circulation Buildings, Central Energy Plant, Loading Dock, and all roadway elements. Such roadway elements include lighting, drainage, intelligent transportation systems (ITS), signing and pavement markings (SPM), and utility relocations. HNTB will ensure integration of this project's design with the Authority's approved Master Plan. HNTB will also coordinate with permitting agencies and produce the basis for a Building Information Model (BIM) in support of the construction activities. HNTB's civil/bridge structural engineering staff will design the elevated roadway bridge, the approach abutments, ramps and any retaining walls for the project. HNTB's efforts include Construction Administration for all civil engineering, and shared Construction Administration for architectural elements with Beck Architects.

**Contractual Relationship:** Contracted directly with Hensel Phelps and will subcontract design elements to other design, engineering, and specialty consultants.

**HNTB "Building" Structural Engineering** – Since HNTB and Masters Consulting Engineers, Inc. (MCE) are both designing part of the building structures, below is a description of HNTB's scope .

- **Blue side - 8230-18-BCS**
  - Structural engineering design and construction administration for the Curbside Lobby structures, including the Pedestrian Bridges from the Blue side Terminal to the existing Garage.
  - Oversight of MCE's scope: Blue side canopy structures over the entire length of curbside roadway at the Terminal.
  
- **Red side - 8230-18-RCS**
  - Structural engineering design and construction administration for the Curbside Lobby structures.
  - Structural engineering design and construction administration of the Marriott Pedestrian Bridge structural support at Red side to accommodate the new elevated roadway and eliminate three columns. The design will be for a supplemental structural system and not complete demolition and rebuild of 4 structural bays of the gallery bridge.

## Roles & Responsibilities

- Oversight of MCE's scope: Red side canopy over the East half of the roadway and the sidewalk canopy on the West half of the roadway.
- **FAA Lot - 8200-18**
  - Oversight of MCE's scope: Debris canopy at the existing Terminal C APM Guideway.
- **Central Energy Plant - 8205-18**
  - Structural engineering design and construction administration for the new Central Energy Plant and Transformer Building.
  - Oversight of MCE's scope: Design within the existing towers to accommodate new systems.
- **Loading Dock - 8205-18-LDB**
  - Oversight of MCE's scope including structural engineering design and construction administration services for the new loading dock.
- **Administration Building Demolition - 8900-18**
  - Oversight of MCE's scope including structural engineering design and construction administration services for the demolition of the administration building and reinforcement of existing structure due to removal of the Admin. Building.
- **Existing Main Terminal Drives Ceiling Replacement - 8310-19**
  - Structural engineering performance specifications and concept details for a delegated structural design by the trade contractor for the support of new ceiling panels at Red side and Blue side existing main terminal drive soffits.

### **AREHNA Engineering, Inc. (AREHNA) (W/MBE)**

**Role:** Geotechnical Engineering

**Responsibilities:** AREHNA will provide geotechnical engineering services for the Blue Curbside Expansion (8230-18-BCS), FAA Parking Lot (8200-18), and Loading Dock Replacement (8205-18-LDB) projects, which will include field services such as Standard Penetration Test (SPT) borings, asphalt coring, auger borings, laboratory testing, and maintenance of traffic.

**Contractual Relationship:** Contracted directly with HNTB

### **Ayres Associates (Ayres)**

**Role:** Utility Coordination and Subsurface Utility Engineering (SUE)

**Responsibilities:** Ayres will provide utility coordination services and serve as the clearinghouse for all utility information for the project, which includes serving as point of contact for all utility owners, collecting and verifying existing data, and record keeping. In addition, Ayres will provide SUE for the eastern approaches of the Blue side (8230-18-BCS) and Red side Expansions, the Red Curbside Terminal Expansion (8230-18-RCS), the FAA Parking Lot (8200-18), the Central Energy Plant (8205-18-CEP), and the Loading Dock Replacement (8205-18-LDB).

**Contractual Relationship:** Contracted directly with HNTB

## Roles & Responsibilities

### Echo UES, Inc. (Echo) (W/MBE)

**Role:** Subsurface Utility Engineering (SUE)

**Responsibilities:** Echo will provide SUE for the western approach of the Red side Expansion (8230-18-RCS), and the western approach and main terminal area of the Blue side Expansion (8230-18-BCS). In addition, Echo will perform surveying and mapping services to accurately locate the SUE verified horizontal and vertical (VVH) data performed by both Echo and Ayres.

**Contractual Relationship:** Contracted directly with HNTB

### L.A. Design, PA (LAD) (W/MBE)

**Role:** Landscape Architecture

**Responsibilities:** LA Design will provide site hardscape, landscape planting and irrigation design for areas on the perimeters of the blue and red side curbside roadways, areas near the relocated short-term garage toll plaza, the reconfigured FAA Lot, and the perimeter around the CEP plant. LA Design will attend design meetings for landscaping and present alternatives that are compatible with the overall Tampa Airport Master Plan.

**Contractual Relationship:** Contracted directly with HNTB

### Henderson Engineers

**Role:** Life Safety/Code Consulting

**Responsibilities:** Henderson Engineers will provide Building Code consulting. They will evaluate all applicable codes for the project for the elevated roads, curbside buildings and central energy plant. They will conduct special analysis if required to comply with building code requirements or to prove to building code officials that the design addresses code requirements.

**Contractual Relationship:** Contracted directly with HNTB

### H2R Corp. (H2R)

**Role:** Geotechnical Engineering

**Responsibilities:** H2R will provide geotechnical engineering services for the Red Curbside Expansion (8230-18-RCS) and the Central Energy Plant (8205-18-CEP) projects, which will include field services such as Standard Penetration Test (SPT) borings, auger borings, laboratory testing, and maintenance of traffic.

**Contractual Relationship:** Contracted directly with HNTB

### Masters Consulting Engineers, Inc. (MCE) (W/MBE) - Structural Engineering assistance

**Role:** Structural Engineering

**Responsibilities:** Since HNTB and Masters Consulting Engineers, Inc. (MCE) are both designing part of the building structures, below is a description of MCEs scope

- **Blue side - 8230-18-BCS**
  - Limited structural engineering design and construction administration assistance for the Curbside Lobby structures, including the Pedestrian Bridges from the Blue side Terminal to the existing Garage.

## Roles & Responsibilities

- Structural engineering design and construction administration for the Blue side canopy structures over the entire length of curbside roadway at the Terminal.
  - We have assumed the canopy will be steel framed, canopy columns will be attached to the roadway columns and structure, or the concrete roadway columns may extend to the canopy framing.
  - Canopy designed to Florida Building Code
  - Canopy to match adjacent spaces architecturally.
- **Elevated Roadway Structures on Blue side**
  - Assist HNTB Bridge Structures group with Revit or AutoCad production or conversions.
  - Medium span bridge design.
  - Retaining wall design.
  - Staff Augmentation roles.
- **Red side - 8230-18-RCS**
  - Limited structural engineering design and construction administration assistance for the Curbside Lobby structures.
  - Limited structural engineering assistance to HNTB during design and construction administration of the Marriott Pedestrian Bridge at Red side. Assistance examples include site reconnaissance, documentation search, consultation, on-call site presence during construction and meeting attendance.
  - Structural engineering design and construction administration for the Red side canopy structures over the eastern portion of the curbside roadway at the Terminal.
    - We have assumed the canopy will be steel framed, canopy columns will be attached to the roadway columns and structure, or the concrete roadway columns may extend to the canopy framing.
    - Canopy designed to Florida Building Code
    - Architecture of the canopies will include aesthetic interest in material selection and configuration.
  - Structural engineering design and construction administration for the Red side sidewalk canopy structure over the western portion of the curbside roadway at the Terminal.
    - The canopy will be steel framed, canopy columns will be attached to the roadway columns and structure, or the concrete roadway columns may extend to the canopy framing.
    - Canopy designed to Florida Building Code
    - Canopies will have double column frames.
    - Canopy extends over the sidewalk area only.

## Roles & Responsibilities

- **Elevated Roadway Structures on Red side:**
  - Assist HNTB Tampa Bridge Structures group with Revit or AutoCad production or conversions.
  - Medium span bridge design.
  - Retaining wall design.
  - Staff Augmentation roles.
- **FAA Lot - 8200-18**
  - Structural design and construction administration services for a debris canopy to be placed under the Terminal C APM Guideway at the FAA lot.
    - It is assumed that the canopy will be steel, with framing supported by the existing guideway concrete piers or may be grade supported on new canopy columns and foundations.
    - The canopy will not be supported by the guideway framing between piers.
- **CEP Main Terminal Curbside Expansion - Central Energy Plant - 8205-18**
  - Limited structural engineering construction administration assistance for the new Central Energy Plant and Transformer Building.
  - Structural engineering design and construction administration within the existing towers to accommodate new systems.
- **Loading Dock - 8205-18-LDB**
  - Structural engineering design and construction administration for the new Loading Dock Buildings.
- **Administration Building Demolition - 8900-18**
  - Structural engineering design and construction administration services for the demolition of the administration building and analysis and reinforcement of existing structure due to removal of the Admin. Building.
- **Existing Main Terminal Drives Ceiling Replacement - 8310-19**
  - No MCE Scope.

**Contractual Relationship:** Contracted directly with HNTB

### **RHC and Associates, Inc. (RHCA) (MBE)**

**Role:** MEP quality assurance and control

**Responsibilities:** RHCA will perform focused quality control for MEP systems during the Part 2 agreement.

**Contractual Relationship:** Contracted directly with HNTB

## Roles & Responsibilities

**Selbert Perkins Design (SPD)** (Selbert Perkins is a woman owned business but not certified with Tampa Airport)

**Role:** Wayfinding Signage Design

**Responsibilities:** SPD will perform specialty wayfinding signage design for all interior and exterior applications on the project, including the messaging for overhead wayfinding signage for roadway design elements.

**Contractual Relationship:** Contracted directly with HNTB

### Terracon

**Role:** Industrial Hygienist

**Responsibilities:** Terracon will provide certified industrial hygienists who will evaluate risks and perform tests for hazardous materials before demolition.

**Contractual Relationship:** Contracted directly with Hensel Phelps

### TLC Engineering for Architecture, Inc. (TLC)

**Role:** Mechanical, HVAC, Plumbing, Fire Protection systems, and IT/low voltage technology engineering

**Responsibilities:** TLC will provide Mechanical, Fire Protection, and Plumbing engineering for the entire project, and Communications/Technology engineering for the Red Side Terminal Curbside Infrastructure. Including the Optic Backbone Distribution and Tie-In Connections with existing airport infrastructure and Wireless Networks System for the CEP Infrastructure. Engineering services will be provided through all phases of design and construction. TLC will coordinate with W/MBE engineering services provided by Voltair Consulting Engineers.

#### **TLC scope for the Central Energy Plant: Project No. 8205-18-CEP**

This project involves the development of a new Central Energy Plant (CEP) for the Main Terminal and includes the connection lines of all the CEP systems from the CEP building to the Main Terminal. The project includes all related site work including the roadway adjacent to the CEP and a small CEP vehicle parking and loading/unloading areas.

Any relocation of existing underground utilities for the Central Energy Plant and any utilities under the FAA lot (not related to the actual functioning of the FAA lot) will be a part of this project, with the exception of, all infrastructure related to Frontier as noted in the clarifications. Minor demolition of the Administration building and the existing cooling towers to enable the connection of the lines running from the new Central Energy Plant to the Main Terminal will be part of this project.

## Roles & Responsibilities

- Study Phase: A value added series of studies for optimizing the CEP operational efficiency has been identified as the following: Thermal Storage, Boiler Pre-heat, Geothermal, Chiller technology and refrigerants, Direct Bury of Utilities, CEP stacking, and CEP impact on adjacent hotel (Marriott) for fog and noise.
  - Basis of Studies: TLC will use IESVE advanced energy modeling software to evaluate energy usage and cost savings for mechanical design studies. This will allow us to develop custom models in direct relation to the design approach.
  - Analysis: With each “white paper” study, we will provide a Life Cycle Cost Analysis for the proposed solution. This is in combination with the Design Team’s pricing exercises for each option.
  - Reports: Each report will consist of a definition for the Energy Conservation Measure (ECM) being studied, findings, calculations and analysis results, and recommendations from the design team.
  - Presentations: Study results will be reviewed at regular Owner/Architect/Contractor meetings.

### **TLC scope for the Main Terminal Curbside Expansion Red Side: Project No. 8230-18-RCS**

This project involves improvements to the Main Terminal Curb Expansion Red Side consisting of the following components:

- Development of a new curbside vertical circulation building, north of the existing curbside roadways, which provides passenger access from new outer curb “Express curbside” to the transfer level of the main terminal building. M, P, FP, and C&T to be extended from the Mezzanine 71’ Level and 51’ Levels, and can include partial demolition of the Transfer Level areas for infrastructure pathways.
- Relocation and coordination of site utilities for the development of the “Express Curbside” roadways are by Civil.
- Development of the future floor deck on the Northwest side of the transfer level of the future Airside D APM platform and lobby. M, P, FP, C&T will be sized for future capacity.
- Renovation/reconstruction to portions of the Main Terminal Transfer Level to create the necessary pedestrian circulation, concession support and TSA offices. Replace HVAC infrastructure in this area.
- Signage and wayfinding of all wayfinding signage leading to/from new red side curbside on the George J. Bean Parkway. C&T to coordinate required infrastructure.
- Marriott Gallery Bridge modifications: Coordinate maintaining the utility spine to the 71’ Level.
- M, P, FP, C&T limited to within 5’-0” outside of the building footprint.

## Roles & Responsibilities

### **TLC scope for the Main Terminal Curbside Expansion Blue Side: Project No. 8230-18-RCS**

This project involves improvements to the Main Terminal Curbside Expansion Blue Side consisting of the following components:

- Demolition of the Blue side rental car customer service building, rental car pedestrian walkways entering the Main Terminal Ticketing Level, and water fountain plazas on the Baggage Claim Level.
- Development of a new curbside vertical circulation building, south of the existing curbside roadways, which provides passenger access from new outer curb “Express curbside” to the transfer level of the main terminal building. M, P, FP, and C&T to be extended from the Mezzanine 71’ Level and 51’ Levels and can include partial demolition of the Transfer Level areas for infrastructure pathways.
- Development of new four-lane “express curbside” at grade arrival level and elevated departure level curbside roadways with full weather canopy over the departure curbside road. Relocation of utilities by Civil.
- Modifications to the Short-Term Parking Garage entry plaza, parking access revenue control system and associated merges to/from the blue side curbside roadways
- Renovation/reconstruction to portions of the Main Terminal Transfer Level, Authority Offices and a new pedestrian walkway and bridge from the Main Terminal Transfer Level to the Long-Term Parking Garage to create the necessary pedestrian circulation and concession spaces.
- Signage and wayfinding of all wayfinding signage leading to/from new blue side curbside on the George J. Bean Parkway. C&T to coordinate required infrastructure.
- M, P, FP, C&T design services to within 5’-0” outside of the building footprint.

### **TLC scope for the Loading Dock: Project No. 8205-18-LDB**

This scope of this project involves a new replacement loading dock for the main terminal. The Loading Dock requirements includes truck slips and trash/recycling containers for Airport use only. Separate loading docks are required on either side of the Marriott Hotel’s leased loading dock area to reach the number of positions needed. A single elevator at the east dock connects to Level 2, while the single elevator on the west side reaches Level 3. A corridor on Level 2 provides a connection between the loading dock elevators. A canopy is also included to cover the docks. A new concessions commissary is located on the Ticketing level directly above the loading dock. It includes the dry and cold storage that is lost in the demolition of the existing dock area. Additional concession storage is also located on this level with a dedicated trash room with trash chute directly down to the dumpsters below.

The loading dock includes the relocation of underground utilities under the new loading dock building footprints, and replacement pavement due to those underground utility relocations by Civil engineer. A civil roadway MOT phasing plan will be created to maintain access to the extent possible during construction.

- M, P, FP, C&T design services to within 5’-0” outside of the building footprint.



## Roles & Responsibilities

### **TLC scope for the Administrative Building Demolition: Project No. 8900-18**

The scope of this project includes the complete demolition design of the existing HCAA Administration Service building. The following items are associated with the Administration Building demolition project:

- Utilizing existing building drawings provided by HCAA/HNTB to identify cut-back locations of utilities, which includes but is not limited to: technology services, chilled water, hot water, fire suppression, domestic water, natural gas, and storm.
  - 2-D Demolition Drawings:
  - Multiple sets of as-built drawings may be provided to the contractor to indicate scope of work.
  - M, P, FP, C&T design services to within 5'-0" outside of the building footprint.
- Demolition of cabling in the administrative building work areas, wireless access points, cameras, access control doors and other components.
- It is assumed the DB team that all technology equipment located in telecom rooms, communication center and the equipment room M103 has been completely moved out to the new Admin building and/or the main terminal.

### **TLC scope for the Main Terminal Drives Ceiling Replacement: Project No. 8310-19**

This project consists of the demolition and replacement of the existing upper and lower curbside drive roadways' ceilings on both the blue and red sides of the main terminal. The new ceilings shall be replaced and incorporated with a new fire suppression system, LED lighting, and signage. The IT/low voltage systems that are affected by the ceiling replacement are part of this scope.

### **The below section indicates TLC's general scope of services for all projects.**

The MP+FP, C&T design scope shall include the following components for TLC:

TLC will provide Mechanical, Fire Protection, Plumbing, and Communications/Technology engineering for the Red Side Terminal Curbside Infrastructure. Including the Optic Backbone Distribution and Tie-In Connections with existing airport infrastructure and Wireless Networks System for the CEP Infrastructure. Engineering services will be provided through all phases of design and construction. TLC will coordinate with W/MBE engineering services provided by Voltair Consulting Engineers.

### **Fire Protection**

1. Provide design intent documents for a Delegated Design per Florida Statute 61G15-32.
2. Early evaluation of life safety systems alternatives for each building component in coordination with team and Authority.
3. Coordinate flow requirements with the CEP Fire Pump design.
4. Coordinate site requirements and connection locations with Civil engineer.
5. Review and coordinate with Authority's design guidelines.
6. Meet with City of Tampa to present solutions and applicable codes early in project design to assure compliance with AHJ requirements.

## Roles & Responsibilities

7. Develop narratives and conceptual zoning drawings to assist with early pricing efforts and to convey concepts to all parties.
8. Provide design requirements for an automatic fire protection system (water-based) as applicable for the CEP and Curbside project components. Engineer shall provide documents such as sprinkler head layout, piping layout, risers, standpipes, sprinkler types, pumps and other required head-end equipment and controls. Final design will be by the delegated fire protection subcontractor per the clarifications.
9. Develop schedules and model numbers for responsible fire protection components.
10. Provide complete specifications for fire protection systems in coordination with Authority's design guidelines and other disciplines.

### HVAC

1. Provide early evaluation of cooling and heating systems for each building component in coordination with team and Authority.
2. Review applicable codes to assure early design documents incorporate all required systems.
3. Review and document energy and HCAA Sustainability design objectives (LEAF) and goals with Authority and design build team members.
4. Review and coordinate with Authority's design guidelines.
5. Meet with City of Tampa to present solutions and applicable codes early in project design to assure compliance with AHJ requirements.
6. Develop narratives and conceptual zoning drawings to assist with early pricing efforts and to convey concepts to all parties.
7. Provide complete HVAC system design for the Curbside modifications required at Main Terminal included associated chilled and hot water piping and controls, and interconnections to existing air handling systems.
8. Provide complete Building Controls design with detailed sequence of operations and submit for HCAA approval.
9. Provide piping interface between building elements and coordinate phasing of construction to assure HVAC is available in time to facilitate system operational testing.
10. Provide complete HVAC system design for technology and electrical rooms along with any other permanent air-conditioned spaces.
11. Provide connection between CEP and Main Terminal HVAC system.
12. Provide energy code compliance calculations.
13. Develop details of each required HVAC component.
14. Develop schedules and model numbers for all HVAC components.
15. Provide complete specifications for HVAC systems in coordination with Authority's design guidelines and other disciplines.

## Roles & Responsibilities

### Plumbing

1. Develop conceptual design options that will be guided by preliminary load information obtained during the conceptual design phase of the project.
2. Coordinate relocation of natural gas services for the Main Terminal and project components with Tampa Electric Company (TECO) People's Gas.
3. Coordinate all plumbing equipment requiring power with electrical engineer providing power distribution. Equipment includes hot water heaters, elevator pit sump pumps, mechanical equipment make-up water, and all sensor plumbing fixtures.
4. Determine domestic water and sanitary main size for each the interconnections to adjacent project components and associated restrooms.
5. Coordination will also include assistance in locations of underground domestic water mains, sanitary mains, and natural gas mains, to maintain required access and clearances.
6. Provide plumbing fixture package based on HCAA standards while ensuring compatibility with architectural look and compatibility between fixtures. Fixtures will be low-flow and touchless where applicable. Drinking fountains will have a nearby remote water cooler. All restrooms will have a fully accessible walk-in chase for piping serviceability.
7. Determine sizing and quantity of roof drains and storm/overflow piping for CEP and Utility Corridor project components.
8. Assist in development of mechanical spaces to accommodate any specific plumbing equipment such as booster pumps, water heaters, floor drains etc.
9. Diagrammatic and riser drawings will identify major plumbing equipment as well as sizes to include all piping for sanitary and domestic water.
10. Drawings will include all sized main and branch piping for each piping system for each building.
11. Drawings will include all required sanitary, domestic water, storm, and natural gas load calculations necessary for plan review and permitting in the City of Tampa.
12. Equipment schedules will be developed in detail to reflect all load information to properly serve the user's requirements.
13. Plumbing details will be developed to reflect project specific solutions as they are developed in the project to assist in construction.
14. Develop details of plumbing system components.
15. Develop schedules and model numbers for all plumbing fixtures /equipment.
16. Provide complete specifications for plumbing systems in coordination with Authority's design guidelines and other disciplines. Specifications will include all HCAA standards for piping and piping installation, fixture types, equipment specifics, and installation practices.

## Roles & Responsibilities

### Structured Cabling (C&T)

1. Evaluate and design routes for the fiber optic/copper connection from point of origin to a distribution point in the Main Terminal building. Evaluate use of existing duct banks and relocation of duct banks if impacted by new construction. New work will include the design of duct banks, communication vaults, fiber optics/copper links, splice closures, etc.
2. Establish a phasing plan for the transition from the existing fiber optics connections to the new fiber optics cable along all areas of conflict on this part of the scope. For all identified conflicts, a team composed of TLC and contracted electricians will work together in determining routing of existing cables.
3. Design alternate routes and phasing plans for fiber optic cables feeding the dynamic signs in the roadway system that will be affected during the construction.
4. Address any conflict with existing communications infrastructure not known and not documented in as built plans.
5. Design of all underground telecommunications conduit around the Curbside and any tie-in connection to the adjacent buildings.
6. Design all inside premise raceways such as cable trays, and overhead conduits for the structured cabling systems at the Curbside.
7. Design all fiber and copper backbone system for communications between telecom rooms and connectivity to the terminal building.
8. Design of all horizontal cabling for communications system such as Wi-Fi, offices, public telephones, emergency phones, etc.
9. Design of a telecommunications grounding system for all telecom rooms and tie-in connection to main service ground.
10. Develop long form specifications for all the products and systems indicated in the scope of work above.
11. Assist HCAA on the creation of OFE IT budgets.
12. Telecommunication Room Design
  - a. New telecom rooms will be located in the Curbside project. Design shall consider that equipment need not be moved in order to expand within the telecom room. Telecommunications rooms in the Curbside shall be spaced such that the furthest horizontal cabling run does not exceed 90 meters in total length.
  - b. Provide design documentation for telecommunications rooms including:
    - i. Coordinated equipment layouts, specifications
    - ii. Rack/Cabinet elevations including equipment
    - iii. Cable tray layout
    - iv. Coordinate receptacle locations
    - v. Telecom room grounding plans
    - vi. Calculations as required

## **Roles & Responsibilities**

### **Public Address System (C&T)**

1. The public address system will be designed as a network distributed system of amplifier frames, noise sensor inputs and microphone stations. Integration and expansion of existing PA systems will be evaluated included capacity of head end equipment. The PA system will be zoned with each zone equipped with noise-sensing microphones that will automatically adjust the sound level based on ambient noise. The speaker distribution and design will ensure public announcements are made relative to ambient noise levels. In the design phase, construction documents will include point identification descriptors and device ID tags for all base building system microphone devices.
2. PA system design will include:
  - a. Loudspeaker layout and selection coordinated with the design criteria described as well as the architecture of the Curbside.
  - b. Loudspeaker installation details.
  - c. Speaker zone matrices, required taps.
  - d. Riser diagrams.
  - e. Paging station design, locations, diagrams.
  - f. Equipment locations.
  - g. Head end equipment requirements.
  - h. Calculations as required.
  - i. Long form technical specifications.

### **EVIDS / Digital Signage / Touchscreen Directories (C&T)**

1. EVIDS, Dynamic Signage and Touchscreen Directory design for the Curbside will be a combination of new system and existing system expansions. The Curbside will leverage the existing FIDS system for information related to flights, baggage etc. New system components will be designed as necessary to satisfy the requirements of the dynamic signage system, touchscreen directories and EVIDS systems.
2. If additional dynamic roadway signage is required, it will be included under this scope of work.
3. The Dynamic Signage and EVIDS design will include:
  - a. Coordinated equipment locations including EVIDS, dynamic display banks, FIDS, curbside signage, touchscreen directories and others as necessary.
  - b. Display equipment schedules including display location, type, size, system.
  - c. Wiring diagrams.
  - d. System flow diagrams as necessary.
  - e. Coordinate power requirements with the electrical engineer.
  - f. Long form technical specifications.
  - g. Calculations as required.

## Roles & Responsibilities

### Security Systems (C&T)

1. The security system will include design for CCTV systems and Access control systems.
2. Surveillance cameras will be planned in locations decided in coordination with HCAA and with the DB team.
3. The design of the CCTV cameras shall include some field of view studies and shall include integration to the existing CCTV systems.
4. Card access will be located in telecom room doors and any other doors considered by the stake holders that require this system.
5. All new card readers will be integrated with the existing HCAA card access system.

**Contractual Relationship:** Contracted directly with HNTB

### Vivid Consulting Group, LLC (Vivid) (W/MBE)

**Role:** Surveying & Mapping

**Responsibilities:** Vivid will perform surveying and mapping services for all projects areas outside of the existing building footprints, using a combination of LiDAR scanning and traditional surveying methods to adequately depict the existing conditions. They will also conduct LiDAR scanning of vertical building elements. Vivid will develop a digital terrain model (DTM) to produce topographic and elevation information for the basis of design. In addition, Vivid will identify horizontal and vertical control and benchmarks for the project to establish location information for construction staff to use in conjunction with the Building Information Model (BIM). They will create an existing conditions model in Civil 3-D for use by the design team.

**Contractual Relationship:** Contracted directly with HNTB

### VoltAir Consulting Engineers, Inc. (VoltAir) (W/MBE)

**Role:** Electrical Engineering, Architectural Lighting Design/Electrical Engineering and IT technology/ low voltage engineering for the entire project including buildings and site.

**Responsibilities:** Electrical Engineering Services will include the following scope:

**General Scope:**

- Coordinate with Tampa Electric Company (TECO) overall scope of their associated work for this phase of the project including the electrical services required to serve the new CEP equipment and existing baggage handling service. Coordination will also be required to re-route the existing feeders crossing East to West along the service road due to interference with the Utilidor construction.
- Coordinate with TECO phasing solutions to simultaneously maintain service to the existing main terminal distribution, serving the existing CEP and baggage handling system, while constructing the new CEP elements, transferring the Main Terminal CEP to the new CEP and BHS service when complete.

## Roles & Responsibilities

- Provide lighting and power design services, and work with the team to provide options for the all solutions to be implemented. Work with the architects to create the architectural lighting design and the luminaries and fixture selection process.
- Perform all required electrical calculations to support the electrical engineering solutions as proposed. Calculations to include short circuit analysis, arc flash analysis, electrical load analysis and voltage drop analysis.
- Complete power distribution design to support the entire effort of this project element.
- Complete power distribution design for emergency power distribution for the CEP to serve the fire pump and other loads both optional and code required.
- Develop phasing for the construction of the new construction of the Central Energy Plant and the demolition of the Administration Building.
- Participation in all design review meetings
- Develop electrical construction drawings for power distribution which includes coordination of major equipment, minor equipment, site requirements, roadway and all other elements requiring branch circuiting and control.
- Develop electrical construction drawings for lighting which includes coordination of interior, exterior, and all other lighting elements requiring branch circuiting and control.
- Develop electrical construction drawings for fire alarm systems which includes vertical circulation, curbside and all back of house spaces. The fire alarm design will be coordinated with all recommendations from life safety consultants and be compatible with the existing campus fire alarm system.
- Develop electrical specifications.

### **Central Energy Plant: Project No. 8205-18**

- Coordinate with TLC on central energy plant design for all electrical needs.
- Perform all required electrical calculations to support the electrical engineering solutions as proposed. Calculations to include short circuit analysis, arc flash analysis, electrical load analysis and voltage drop analysis.
- Provide lighting and power design services and work with the team to provide options for the all solutions to be implemented. Work with architects on the lighting design in the fixture and luminaire selection process.
- Perform all required photometric studies for interior, exterior and roadway lighting
- Complete power distribution design to support the entire effort of this project element.
- Complete power distribution design for emergency power distribution for the CEP.
- Develop phasing for the construction of this equipment which will be coordinated with the demolition of the Administration Building.
- Participation in all design review meetings
- Develop electrical construction drawings for power distribution which includes coordination of major equipment, minor equipment, site requirements, roadway requirements and all other elements requiring branch circuiting and control.

## Roles & Responsibilities

- Develop electrical construction drawings for lighting which includes coordination or interior, exterior, roadway and all other lighting elements requiring branch circuiting and control.
- Develop electrical construction drawings for fire alarm systems which includes vertical circulation, curbside and all back of house spaces. The fire alarm design will be coordinated with all recommendations from life safety consultants and be compatible with the existing campus fire alarm system.
- Develop electrical specifications.

### **Blue side - Project No. 8230-18**

Electrical Engineering Services will include the following scope:

- Coordinate with Tampa Electric Company (TECO) overall scope of their associated work for this phase of the project including the demolition of the Rental Car Customer Service Building.
- Provide lighting and power design services and work with the team to provide options for the all solutions to be implemented. Work with architects on the lighting design in the fixture and luminaire selection process.
- Perform all required electrical calculations to support the electrical engineering solutions as proposed. Calculations to include short circuit analysis, arc flash analysis, electrical load analysis and voltage drop analysis.
- Perform all required photometric studies for interior, exterior and roadway lighting
- Complete power distribution design to support the entire effort of this project element.
- Complete power distribution design for emergency power distribution for the new Blue side Terminal Curbside Building.
- Participation in all design review meetings
- Develop electrical construction drawings for power distribution which includes coordination of major equipment, minor equipment, site requirements, roadway requirements and all other elements requiring branch circuiting and control.
- Develop electrical construction drawings for lighting which includes coordination or interior, exterior, roadway and all other lighting elements requiring branch circuiting and control.
- Develop electrical construction drawings for fire alarm systems which includes vertical circulation, curbside and all back of house spaces. The fire alarm design will be coordinated with all recommendations from life safety consultants and be compatible with the existing campus fire alarm system.
- Develop general demolition drawings and electrical design to shut off or re-route power for the demolition of the rental car building.
- Develop electrical specifications.



## **Roles & Responsibilities**

### **Red side - Project No. 8230-18-RCS**

Electrical Engineering Services will include the following scope:

- Coordinate with Tampa Electric Company (TECO) overall scope of their associated work for this phase of the project including the reconstruction of the Main Terminal Electrical Service Building.
- Coordinate with TECO phasing solutions to simultaneously maintain service to the existing main terminal distribution while constructing the new main terminal distribution system and transferring all the main terminal distribution to the new service.
- Provide lighting and power design services and work with the team to provide options for the all solutions to be implemented. Work with architects on the lighting design in the fixture and luminaire selection process.
- Perform all required electrical calculations to support the electrical engineering solutions as proposed. Calculations to include short circuit analysis, arc flash analysis, electrical load analysis and voltage drop analysis.
- Perform all required photometric studies for interior, exterior and roadway lighting
- Complete power distribution design to support the entire effort of this project element.
- Complete power distribution design for emergency power distribution for the new Red side Terminal Curbside and existing Main Terminal Buildings.
- Develop phasing for the construction of this equipment which will be coordinated with the new construction of the Central Energy Plant and the demolition of the Administration Building.
- Participation in all design review meetings
- Develop electrical construction drawings for power distribution which includes coordination of major equipment, minor equipment, site requirements, roadway requirements and all other elements requiring branch circuiting and control.
- Develop electrical construction drawings for lighting which includes coordination or interior, exterior, roadway and all other lighting elements requiring branch circuiting and control.
- Develop electrical construction drawings for fire alarm systems which includes vertical circulation, curbside and all back of house spaces. The fire alarm design will be coordinated with all recommendations from life safety consultants and be compatible with the existing campus fire alarm system.
- Develop electrical specifications.

### **FAA Lot - Project No. 8200-18**

Electrical Engineering Services will include the following scope:

- Provide lighting and power design services and work with the team to provide options for the all solutions to be implemented.
- Perform all required photometric studies for exterior lighting
- Develop phasing for the construction of this equipment which will be coordinated with the new construction of the Central Energy Plant
- Participation in all design review meetings

## Roles & Responsibilities

- Develop electrical construction drawings for lighting which includes coordination of exterior lighting elements, guard shack, vehicle access equipment, and other equipment requiring branch circuiting and control.
- Develop electrical specifications.
- IT low Voltage scope will be to replace in kind all IT low voltage systems.

### **Loading Dock - Project No. 8205-18-LDB**

Electrical Engineering Services will include the following scope:

- Provide lighting and power design services and work with the team to provide options for the all solutions to be implemented.
- Perform all required photometric studies for interior, and exterior lighting
- Complete power distribution design to support the entire effort of this project element which includes coordination of elevator equipment, trash compactors and other associated elements.
- Develop electrical construction drawings for power distribution which includes coordination of major equipment, minor equipment, and all other elements requiring branch circuiting and control.
- Develop electrical construction drawings for lighting which includes coordination or interior, exterior, and all other lighting elements requiring branch circuiting and control.
- Develop electrical construction drawings for fire alarm systems which includes vertical circulation, curbside and all back of house spaces. The fire alarm design will be coordinated with all recommendations from life safety consultants and be compatible with the existing campus fire alarm system.
- Develop electrical specifications.

IT/ Low Voltage system design:

- Provide design for:
  - o Structured network cabling
  - o Paging
  - o Access control
  - o Surveillance cameras

### **Administration Building Demolition - Project No. 8900-18**

Electrical Engineering Services will include the following scope:

- Coordinate with Tampa Electric Company (TECO) overall scope of their associated work for this phase of the project including the phased removal of the main terminal electrical service
- Coordinate with TECO solutions to provide an alternative service point for the FAA Control Tower which is currently fed from the existing TECO service equipment at the administration building
- Develop Demolition drawings for the demolition of major electrical equipment, electrical connections to major components such as chillers and their associated equipment.
- Develop Demolition drawings for the demolition of major electrical bus feeders to the Main Terminal power distribution.

## **Roles & Responsibilities**

- Develop phasing for the demolition of this equipment which will be coordinated with the new construction of the Electrical Service Building and Central Energy Plant.
- Participation in all design review meetings
- Develop electrical construction drawings for branch circuiting, control of signage and other miscellaneous power consuming equipment included in this phase of the project
- Develop electrical specifications.

### **Main Terminal Drives Ceiling Replacement - Project No. 8310-19**

Electrical Engineering Services will include the following scope:



- Demolition drawings of existing lighting system
- Design of new LED lighting system
- Participation in all design review meetings
- Develop electrical construction drawings for branch circuiting, control of lighting and other miscellaneous power consuming equipment included in this phase of the project
- Develop electrical specifications.

**Contractual Relationship:** Contracted directly with HNTB

**Roles and Responsibilities Matrix** - Attached is a “roles and responsibilities matrix” showing each firm’s role for each of the seven projects and for each phase of the design work.

Tampa Airport Terminal Curbside Expansion project - Involvement by each firm, in each project, and by phase

Consultant & Role	Project and Phase																																		
	Blue Curbside Expansion					Red Curbside Expansion					FAA Parking Lot					Central Energy Plant					Loading Dock Replacement					Administrative Building Demo					Curbside Ceiling Replacements				
	8230-18-BCS					8230-18-RCS					8200-18					8205-18-CEP					8205-18-LDB					8900-18					8420-19				
Preconstruction	30%	60%	90%	100%	CA	30%	60%	90%	100%	CA	30%	60%	90%	100%	CA	30%	60%	90%	100%	CA	30%	60%	90%	100%	CA	30%	60%	90%	100%	CA	30%	60%	90%	100%	CA
Hensel Phelps																																			
Beck (precon/design)		x	x	x	x		x	x	x	x																									
Ariel	x	x	x	x	x	x	x	x	x	x	x	x	x	x	x	x	x	x	x	x	x	x	x	x	x	x	x	x	x	x	x	x	x	x	x
MCO	x	x	x	x		x	x	x	x		x	x	x	x		x	x	x	x		x	x	x	x		x	x	x	x		x	x	x	x	
RHCA		x	x				x	x																											
Terracon	x	x																								x	x								
<b>Design Evolution</b>	30%	60%	90%	100%	CA	30%	60%	90%	100%	CA	30%	60%	90%	100%	CA	30%	60%	90%	100%	CA	30%	60%	90%	100%	CA	30%	60%	90%	100%	CA	30%	60%	90%	100%	CA
HNTB Architecture																																			
HNTB Civil																																			
Arehna																																			
Ayres																																			
Echo																																			
Henderson			x	x				x	x									x	x				x	x											
H2R																																			
LA Design																																			
MCE																																			
Selbert Perkins																																			
TLC - M., P., Fire Pr.																																			
TLC - I.T. & Low Volt.																																			
Vivid																																			
VoltAir - Electrical																																			
VoltAir - I.T. & Low Volt.																																			

Legend:  Major Role and Responsibilities  
 Minor Responsibility



Attachment 2  
Contractual Insurance Terms and Conditions  
(Revised 12/11/14)

**PURPOSE:** To establish the insurance terms and conditions associated with contractual insurance requirements. This Standard Procedure is applicable to all companies with Authority contracts. Unless otherwise provided herein, any exceptions to the following conditions or changes to required coverages or coverage limits must have prior written approval from the Vice President of Facilities and Administration or designee.

**INSURANCE COVERAGE:**

A. Procurement of Coverage:

With respect to each of the required coverages, the company will, at the company's expense, procure, maintain and keep in force the amounts and types of insurance conforming to the minimum requirements set forth in the applicable contract. Coverages will be provided by insurance companies eligible to do business in the State of Florida and having an AM Best rating of A- or better and a financial size category of VII or better. Utilization of non-rated companies or companies with AM Best ratings lower than A- or a financial size category lower than VII may be approved on a case by case basis by Risk Management.

B. Term of Coverage:

Except as otherwise specified in the contract, the insurance will commence on or prior to the effective date of the contract and will be maintained in force throughout the duration of the contract. Completed operations coverage may be required to be maintained on specific commercial general liability policies effective on the date of substantial completion or the termination of the contract, whichever is earlier. If a policy is written on a claims made form, the retroactive date must be shown and this date must be before the earlier of the date of the execution of the contract or the beginning of contract work, and the coverage must respond to all claims reported within three years following the period for which coverage is required unless stated otherwise in the contract.

C. Reduction of Aggregate Limits:

If the aggregate limit is exhausted, the company will immediately take all possible steps to have it reinstated. The general liability policies shall include a per policy endorsement providing that the limits of such insurance specified in the contract shall

apply solely to the work under the contract without erosion of such limits by other claims or occurrences.

1. Cancellation Notice

Each of the insurance policies will be specifically endorsed to require the insurer to provide the Authority with 30 days written notice (or 10 days for non-payment of premium) prior to the cancellation of the policy. The endorsement will specify that such notice will be sent to:

Hillsborough County Aviation Authority  
Attn.: Chief Executive Officer  
Tampa International Airport  
Post Office Box 22287  
Tampa, Florida 33622

D. No waiver by approval/disapproval:

The Authority accepts no responsibility for determining whether the company's insurance is in full compliance with the insurance required by the contract. Neither the approval by the Authority nor the failure to disapprove the insurance furnished by the company will relieve the company of their full responsibility to provide the insurance required by the contract.

E. Future Modifications – Changes in Circumstances:

1. Changes in Coverages and Required Limits of Insurance

The coverages and minimum limits of insurance required by the contract are based on circumstances in effect at the inception of the contract. If, in the opinion of the Authority, circumstances merit a change in such coverages or minimum limits of insurance required by the contract, the Authority may change the coverages and minimum limits of insurance required, and the company will, within 60 days of receipt of written notice of a change in the coverages and minimum limits required, comply with such change and provide evidence of such compliance in the manner required by the contract. Provided, however, that no change in the coverages or minimum limits of insurance required will be made until at least two years after inception of the contract. Subsequent changes in the coverages or minimum limits of insurance will not be made until at least two years after any prior change unless extreme conditions warrant such change and are agreeable to both parties. If the insurance requirements change over the course of the Project, the Authority will compensate the Design-Builder for any increase in costs associated with the change to insurance requirements.

If, in the opinion of the Authority, compliance with the insurance requirements is not commercially practicable for the company, at the written request of the company, the Authority may, at its sole discretion and subject to any conditions it deems appropriate, relax or temporarily suspend, in whole or in part, the insurance requirements which would otherwise apply to the company. Any such modification will be subject to the prior written approval of the Vice President of Facilities and Administration or designee, and subject to the conditions of such approval.

F. Proof of Insurance – Insurance Certificate:

1. Prior to Work, Use or Occupancy of Authority Premises

The company will not commence work, use or occupy Authority premises in connection with the contract until the required insurance is in force, preliminary evidence of insurance acceptable to the Authority has been provided to the Authority, and the Authority has granted permission to the company to commence work, use or occupy the premises in connection with the contract.

2. Proof of Insurance Coverage

As preliminary evidence of compliance with the insurance required by the contract, the company will furnish the Authority with a certificate(s) of insurance satisfactory to the Authority. This certificate must be signed by an authorized representative of the insurer. If requested by the Authority, the company will, within 15 days after receipt of written request from the Authority, provide the Authority, or make available for review, certificates of insurance, copies of required endorsements and/or a certified complete copy of the policies of insurance. The company may redact those portions of the insurance policies that are not relevant to the coverage required by the contract. The company will provide the Authority with renewal or replacement evidence of insurance, acceptable to the Authority, prior to expiration or termination of such insurance.

The insurance certificate must:

a. Indicate that, to the extent required by the contract:

- i. the Authority, members of the Authority's governing body, and the Authority's officers, volunteers and employees are included as Additional Insureds on all policies other than workers compensation and professional liability, and



- ii. the insurers for all policies have waived their subrogation rights against the Authority;
- b. Indicate that the certificate has been issued in connection with the contract;
- c. Indicate the amount of any deductible or self-insured retention applicable to all coverages;
- d. Identify the name and address of the certificate holder as:

Hillsborough County Aviation Authority  
Attn.: Chief Executive Officer  
Tampa International Airport  
Post Office Box 22287  
Tampa, Florida 33622  
and;
- e. Be signed and dated using approved methods by an individual who is an authorized representative of each insurer, whose insurance is the subject of the certificate and who is authorized by each such insurer to issue the certificate of insurance as modified. Facsimile signatures are acceptable.

G. Deductibles / Self Insurance:

1. All property and builders risk deductibles, as well as all self-insured retentions or any schemes other than a fully insured program, must be approved by the Vice President of Facilities and Administration or designee. The company agrees to provide all documentation necessary for the Authority to review the deductible or alternative program.
2. The company will pay on behalf of the Authority, or any member of the Authority's governing body or any officer or employee of the Authority, any deductible or self-insured retention (SIR) which, with respect to the required insurance, is applicable to any claim by or against the Authority, or any member of the Authority's governing body, or any officer or employee of the Authority.
3. The contract by the Authority to allow the use of a deductible or self-insurance program will be subject to periodic review by the Risk Manager. If, at any time, the Authority deems that the continued use of a deductible or self-insurance program by the company should not be permitted, the Authority may, upon 60 days written notice to the company, require the company to replace or modify the deductible or self-insurance in a manner satisfactory to the Authority.

4. Any deductible amount or SIR program will be included and clearly described on the certificate prior to any approval by the Authority. This is to include fully insured programs as to a zero deductible per the policy. Authority reserves the right to deny any certificate not in compliance with this requirement.

H. Company's Insurance Primary:

The company's required insurance will apply on a primary basis. Any insurance maintained by the Authority will be excess and will not contribute to the insurance provided by or on behalf of the company.

I. Applicable Law:

With respect to any contract entered into by the Authority with a value exceeding \$10,000,000, if any required policy is: (i) issued to a policyholder outside of Florida or (ii) contains a "choice of law" or similar provision stating that the law of any state other than Florida shall govern disputes concerning the policy, then such policy must be endorsed so that Florida law (including but not limited to Part II of Chapter 627 of the Florida Statutes) will govern any and all disputes concerning the policy in connection with claims arising out of work performed pursuant to the contract.

J. Waiver of Subrogation:

The company, for itself and on behalf of its insurers, to the fullest extent permitted by law without voiding the insurance required by the contract, waives all rights against the Authority, members of the Authority's governing body and the Authority's officers, volunteers and employees, for damages or loss to the extent covered and paid for by any insurance maintained by the company.

K. Company's Failure to Comply with Insurance Requirements:

1. Authority's Right to Procure Replacement Insurance

If, after the inception of the contract, the company fails to fully comply with the insurance requirements of the contract, in addition to and not in lieu of any other remedy available to the Authority provided by the contract, the Authority may, at its sole discretion, procure and maintain on behalf of the company, insurance which provides, in whole or in part, the required insurance coverage.

2. Replacement Coverage at Sole Expense of Company

The entire cost of any insurance procured by the Authority will be paid by the company. At the option of the Authority, the company will either directly pay the entire cost of the insurance or immediately reimburse the Authority for any costs incurred by the Authority including premium and a 15% administration cost.

a. Company to Remain Fully Liable

Except to the extent any insurance procured by the Authority actually provides the insurance coverage required by the contract, the company will remain fully liable for full compliance with the insurance requirements in the contract.

b. Authority's Right to Terminate, Modify, or Not Procure

Any insurance procured by the Authority is solely for the Authority's benefit and is not intended to replace or supplement any insurance coverage which otherwise would have been maintained by the company. Authority is not obligated to procure any insurance pursuant to these requirements and retains the right, at its sole discretion, to terminate any such insurance which might be procured by the Authority.



Hillsborough County Aviation Authority  
PO Box 22287  
Tampa, FL 33622  
Telephone: 813-870-8700

### E-Verify Certification

Solicitation No. 18-411-001

Main Terminal Curbside Expansion, New Energy Plant and Related Work

This certification is required in accordance with the State of Florida, Office of the Governor, Executive Order Number 11-116 (Verification of Employment Status).

The State of Florida, Office of the Governor, Executive Order Number 11-116 (Verification of Employment Status), and any projects with Florida Department of Transportation (FDOT) funding as part of a Joint Participation Agreement between FDOT and the Authority, require, as a condition of all contracts for the provision of goods or services, an express requirement that contractors utilize the U.S. Department of Homeland Security's E-Verify system to verify the employment eligibility of all new employees hired by the contractor during the term of the contract, and an express requirement that contractors include in subcontracts the requirement that subcontractors performing work or providing services pursuant to the contract utilize the E-Verify system to verify the employment eligibility of all new employees hired by the subcontractor during the contract term.

---

---

Company: \_\_\_\_\_ FID or EIN No.: \_\_\_\_\_

Address: \_\_\_\_\_ City/State/Zip: \_\_\_\_\_

I, \_\_\_\_\_, as a representative of \_\_\_\_\_,  
certify and affirm that this company will comply with the E-Verification requirements of Executive  
Order Number 11-116.

\_\_\_\_\_  
Signature Title

\_\_\_\_\_  
Printed Name Date

[Affix Corporate Resolution if not signed by the President or Vice President of the Company]

Main Terminal Curbside Expansion, New Energy Plant and Related Work  
Authority Project Nos. 8200 18, 8205 18, 8900 18, 8230 18 and 8310 19