

Community Noise Consortium Newsletter

January 30, 2014

Issue No. 29



Message from the Chief Executive Officer

Joseph Lopano

As we begin 2014, we look to a bright future on the horizon at Tampa International Airport. I am pleased to share some exciting news that means great things for the airport and will strengthen the future business development and economic prospects of Tampa Bay.

At our January meeting, the Hillsborough County Aviation Authority Board approved a 2014 capital budget amendment to spend \$928 million on projects implementing the first phase of the airport's master plan.

This is the first step toward making our 20-year vision for Tampa International Airport a reality, as well as putting thousands of people to work and contributing to the Tampa Bay region's economy. These initial projects will help us decongest roadways and curbsides, allow rental car companies to grow, and begin to set the stage for the doubling of passenger capacity projected over the next couple of decades.

The first phase projects include a \$417.5 million automated people mover leading from the main terminal to a \$318.7 million consolidated rental car center, a \$122.5 million main terminal expansion and other roadway and facility improvements at Tampa International Airport. The plans for the main terminal expansion include creating outdoor-indoor decks on the outer east and west sides of the terminal, building a grand entrance from the people mover station in the terminal, and creating more open space near the shuttle lobbies and shopping areas. The phase one projects are scheduled for completion in 2017.

Design and construction of the first phase of the master plan is expected to create or save more than 9,000 jobs valued at \$370 million over the next four years. The first phase is also expected to boost tourism spending in the region by \$620 million over the next 20 years.

The master plan, which was approved by the Board last April after more than a year of analysis and public meetings, will be funded through bonds, grant funding and public/private partnerships.

I look forward to reporting back to you on our progress as we move forward and thank you for your continued support of Tampa International Airport.

Airport Update

For the fourth quarter, the Airport posted a 0.91% increase in commercial and cargo aircraft landings compared to a year ago. Overall, year-to-date, commercial and cargo aircraft landings decreased by 0.47%. In contrast, passenger traffic edged upward 0.59% as the Airport handled 16,920,086 passengers, 99,227 more passengers than it did a year ago. More exciting news, international passenger traffic grew 5.34% from 504,790 in 2012 to 531,759 in 2013. International traffic has grown 28% over the past two fiscal years and this growth is expected to continue with the operation of Copa Airlines offering four-times-weekly flights to Panama.

Table 1 - Commercial and Cargo Aircraft Landings

Months	Year 2012	Year 2013	% Change
January	6,478	6,508	0.46
February	6,401	6,148	-3.95
March	7,435	7,701	3.58
April	6,914	7,134	3.18
May	6,696	6,688	-0.12
June	6,606	6,449	-2.38
July	6,802	6,602	-2.94
August	6,480	6,299	-2.79
September	5,794	5,533	-4.50
October	6,042	6,147	1.74
November	6,399	6,359	-0.63
December	6,747	6,857	1.63
Total	78,795	78,425	-0.47%

Construction Update

- On September 23, 2013, Runway 1L-19R was closed for 30 days for construction and was reopened on schedule on the evening of October 22, 2013.
- The FAA Runway Sterilization Project which was previously on hold resumed on October 31, 2013 with nightly closures between 1:00 a.m. until 7:00 a.m. that ended on December 16th, 2013.
- Runway 10-28 was closed on Dec. 2-24 and again on Jan. 6-20, 2014.
- **Runway 1R-19L was closed on January 6, 2014 at 5:00 p.m. and is scheduled to reopen on February 7, 2014 at 5:00 p.m.** All traffic assigned Runway 1L-19R for both takeoffs and landings.

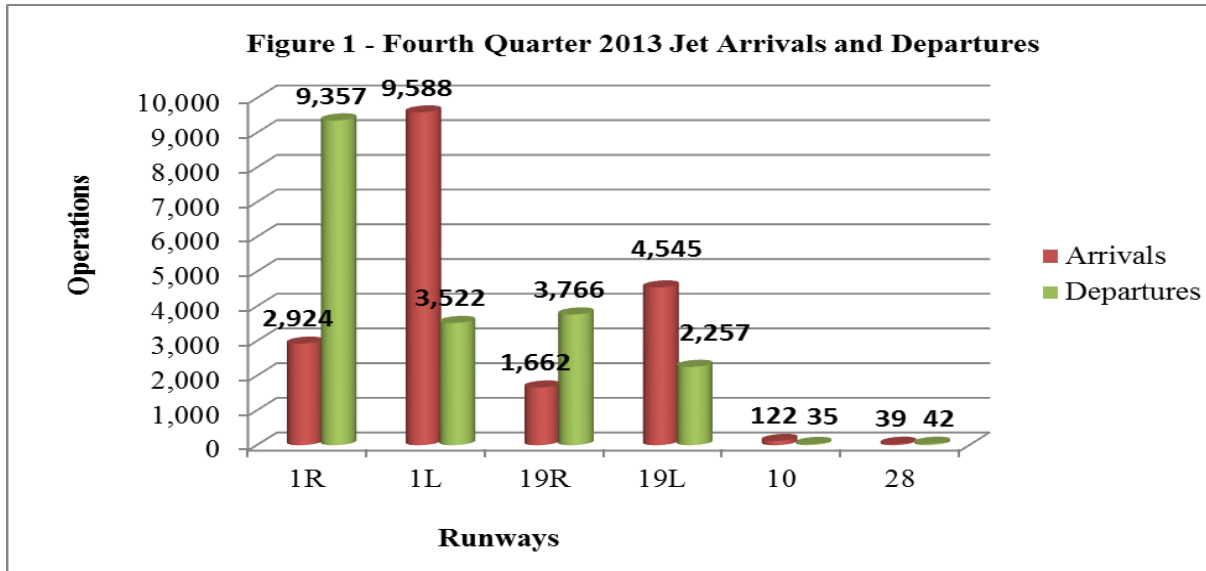
Email notifications were sent of the above closures and also information posted on the Community Noise Impact Notification web page.

To be included on the mailing list for notification of anticipated turbojet aircraft over-flights over the South Tampa area, please send an email to HLawrence@TampaAirport.com and/or visit the Community Impact Notifications web page on our web site, www.TampaAirport.com.

If you have any questions regarding noise issues, please contact me at: **813-870-7843** or [**HLawrence@TampaAirport.com**](mailto:HLawrence@TampaAirport.com).

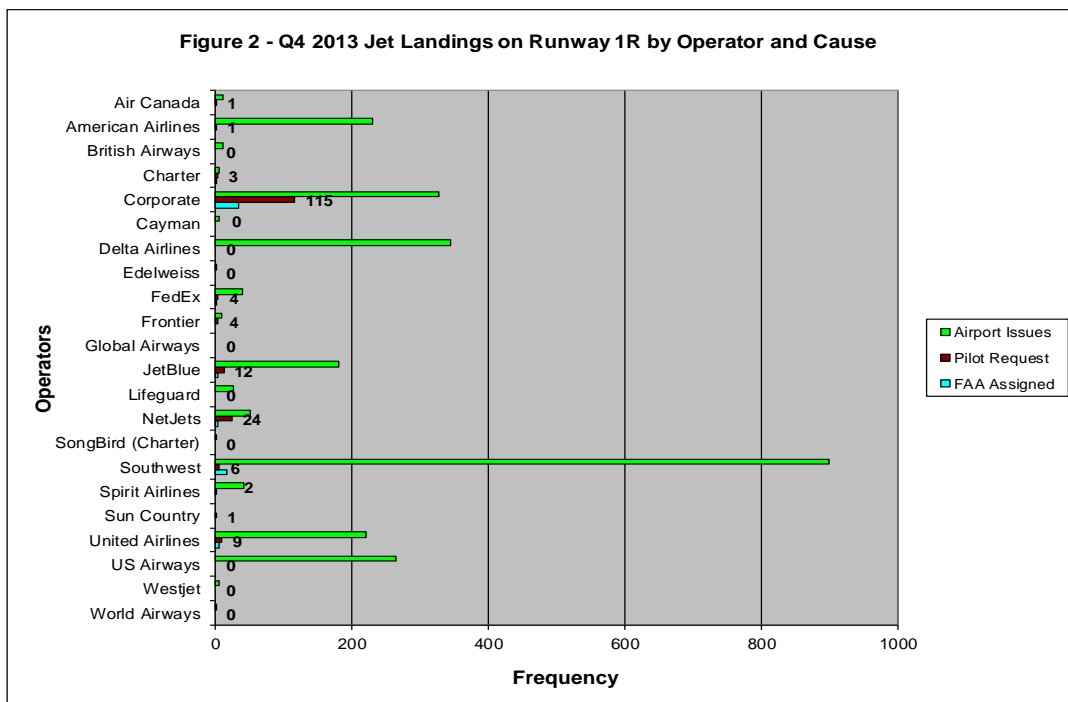
Jet Operations

Figure 1 illustrates runway utilization for jet operations at the airport. Despite the 30 days closure, Runway 1L-19R was the primary runway for jet arrivals during a north flow and commercial and cargo jet departures during a south flow.



Note: North Flow Operations at 67% and South Flow Operations at 33%

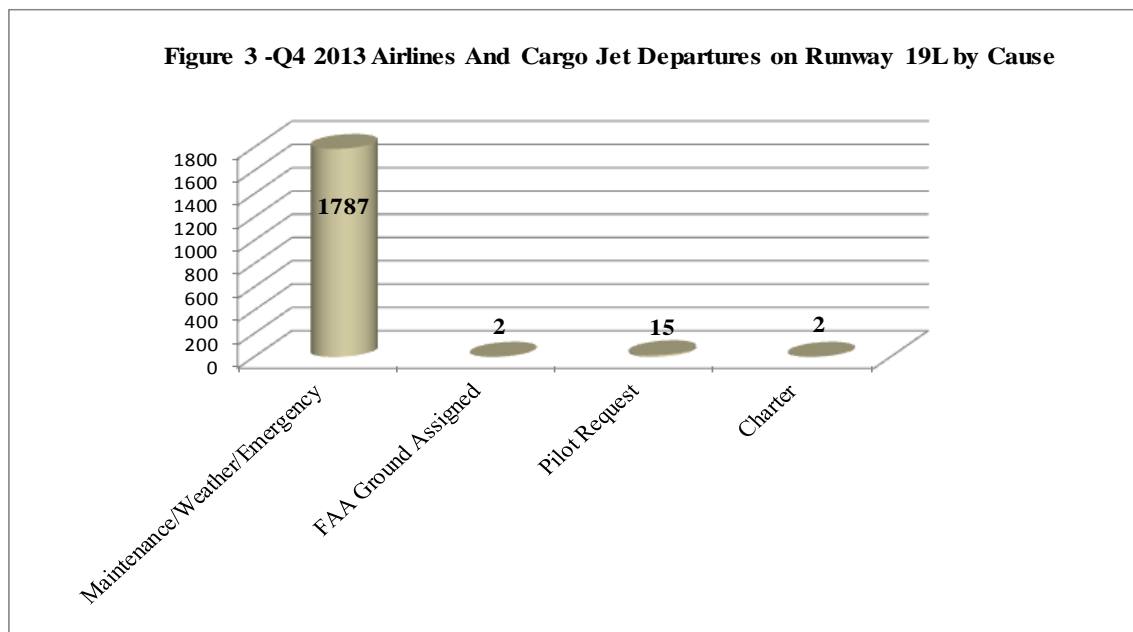
Figure 2 illustrates all jet landings on Runways 1R by operator and cause. This quarter the Authority achieved a 98.5% voluntary compliance rate of jet landings on Runway 1L which was almost similar to the same quarter a year ago - 98.6%.



The Authority continues to work with airlines, tenants and corporate operators to encourage compliance with our voluntary Preferential Runway Use Program. During the closure of Runway 1L-19R for construction, all jet landings on Runway 1R were considered compliant deviations.

Figure 3 shows airlines and cargo jet departures on Runways 19L by cause. Similarly, all commercial and cargo jet departures on Runway 19L during the closure of Runway 19R for construction were considered compliant deviations. As such, operators were not sent non-compliant deviation emails and/or letters.

This quarter the compliance rate was 99.85%. A year ago the compliance rate was approximately 99.9%.



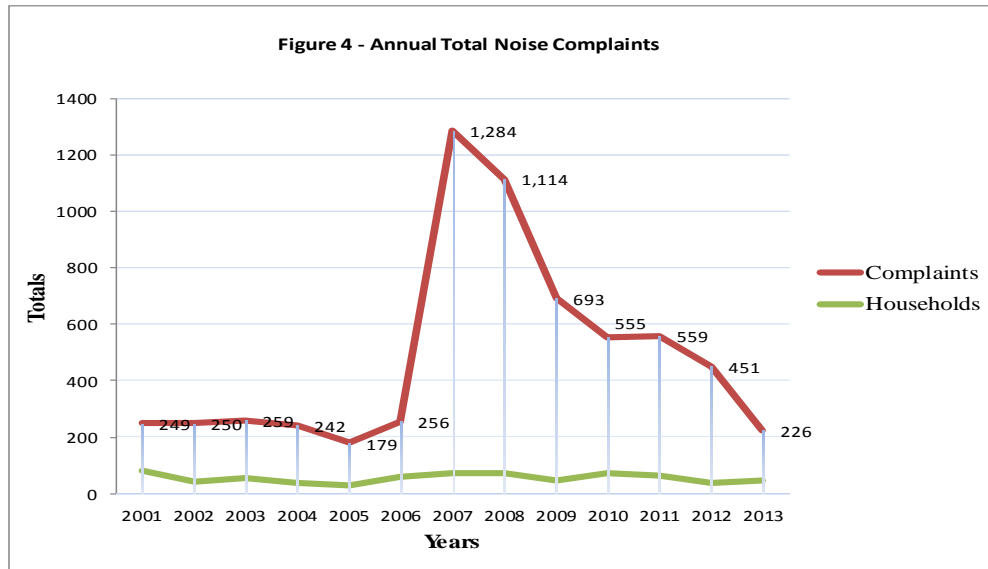
Noise Complaints

The airport received **64** noise complaints this quarter compared to **110** during the same time period a year ago. However, the number of households that reported noise complaints increased this quarter to 23 from 14 last year. Two years ago, 195 noise complaints were received from 26 different households.

This quarter seven multiple callers accounted for 75% or 48 of the total complaints. Residential communities south of the airport were responsible for 51 or 80% of the total complaints. For Q4 2013, noise complaints were from the following areas.

- Beach Park – 44
- Belmar Shores and North of Gandy - 5
- Brandon - 1
- Dana Shores – 2
- Areas North of Airport – 9
- South of Gandy – 2
- St. Petersburg - 1

Figure 4 depicts the annual total number of complaints the Authority has received by individual complainants.

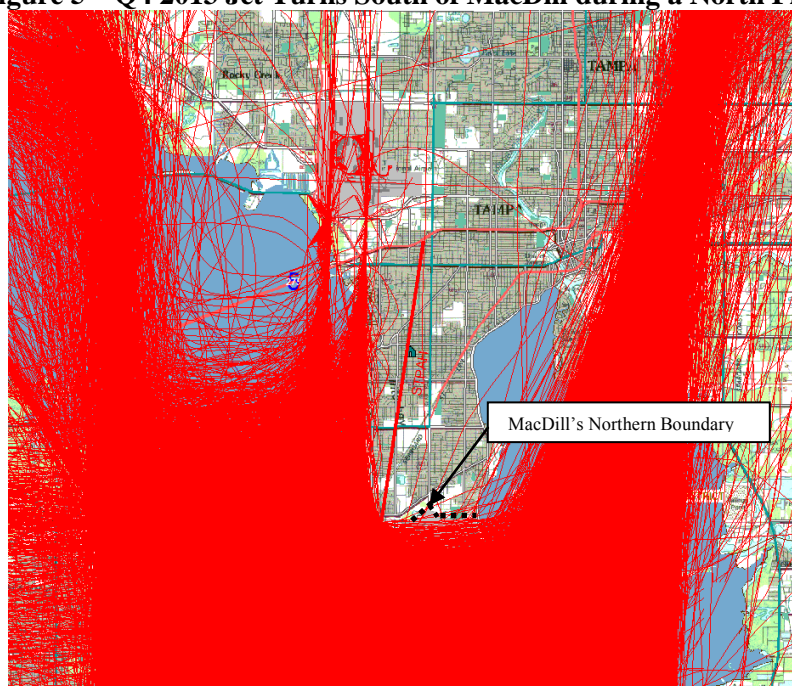


Correction - the total number of noise complaints for 2013 YTD was inaccurately reported in the third quarter newsletter as it should have been 162 noise complaints from 30 different households.

South Tampa Jet Aircraft Over-flights

Jet turns north of MacDill accounted for approximately 2.8% of the 12,512 total jet arrivals during a north flow this quarter which is a compliance rate of 97.2%.

Figure 5 – Q4 2013 Jet Turns South of MacDill during a North Flow



Our Next Meeting

The next CNC meeting is tentatively scheduled for **Thursday, April 24, 2014 at 5:30 p.m.** Meeting dates and times may change, so watch your email and U.S. mail for invitations.