

Tampa International Airport Monthly Noise Monitoring Office Report

May 2018



Total Jet Operations
(Runway 19R,19L,1L,1R,10,28):
14,644

Total South Flow Jet Operations
(Runway 19R and 19L):
8,174

Total North Flow Jet Operations
(Runway 1L and 1R):
6,308

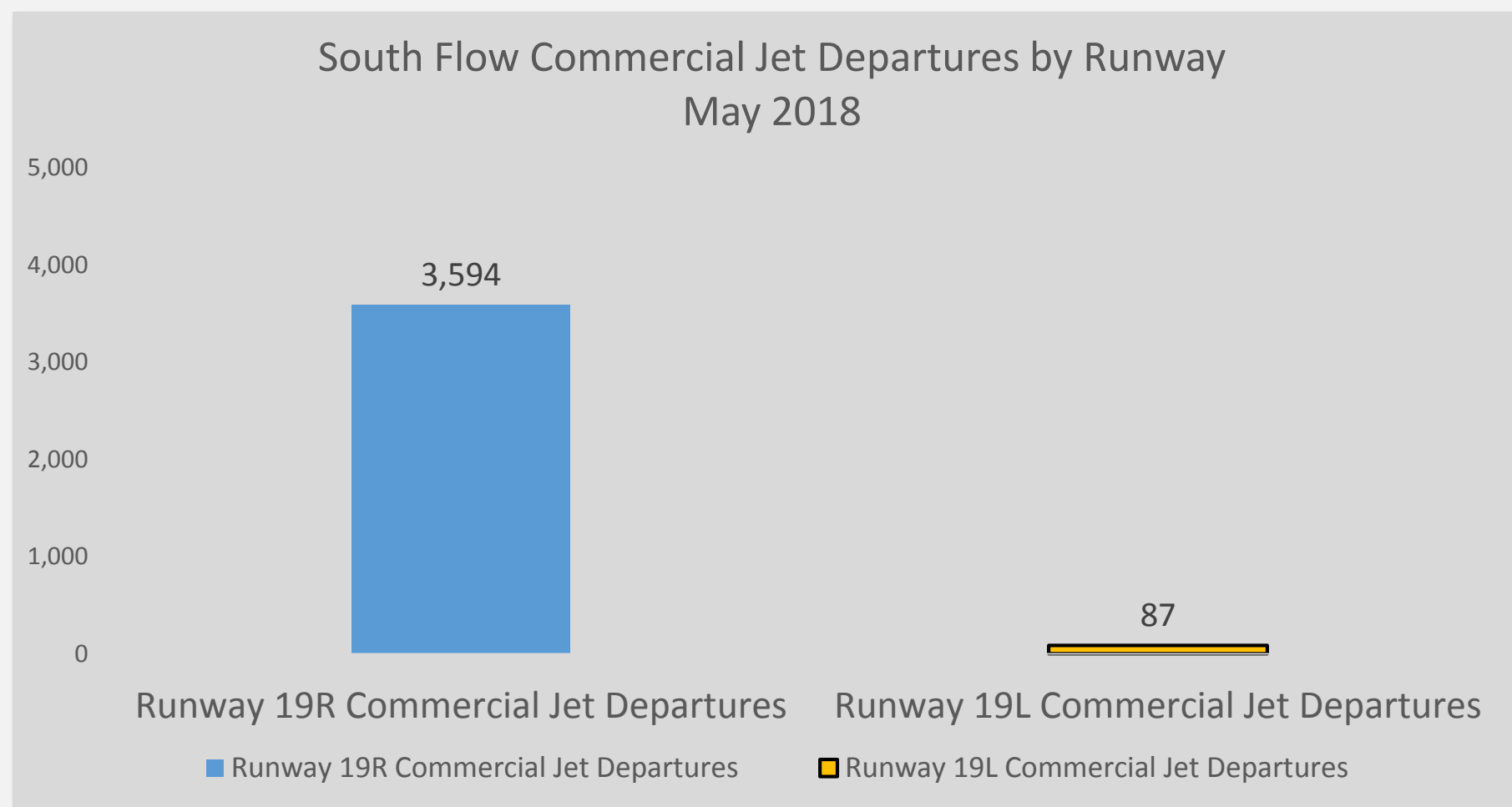
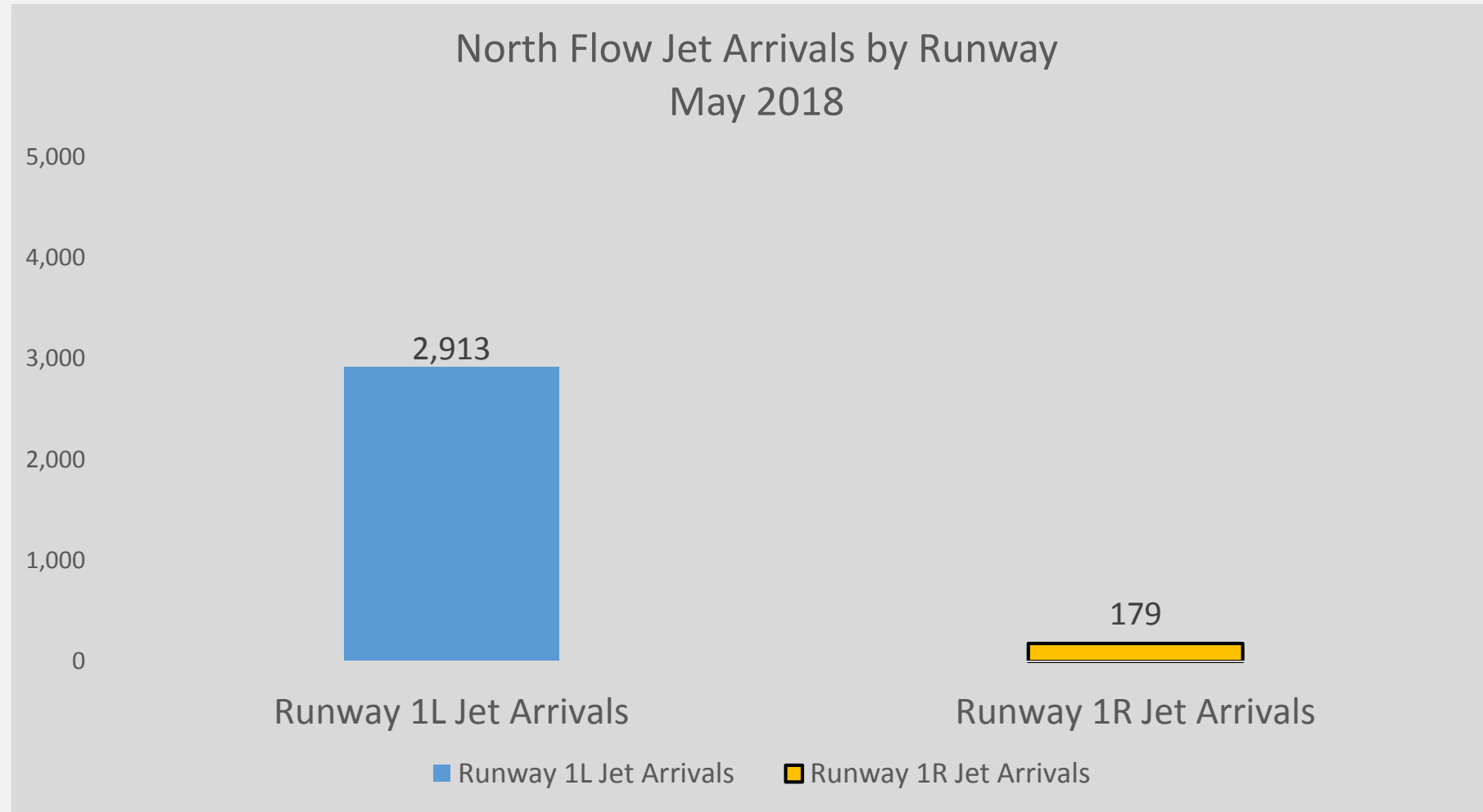
Total Commercial Jet Arrivals Runway 1R:
58

Total Commercial Jet Departures Runway 19L:
87

Total Commercial Pilot Request Deviations
(Runway 19L Departures and Runway 1R Arrivals):
29

Total Commercial Deviations – West Runway Unavailable*:
84

Total Commercial FAA Assigned Deviations:
134**



Monthly Noise Report:

Airfield:

- A large section of Taxiway W, the primary taxiway adjacent to the Airport's west runway, was closed on April 12. The first phase of this taxiway project, which is replacing asphalt with concrete, is expected to be completed in September.
- As a result of the current Taxiway W construction project, there is an increase in the use of the Airport's east runway (Runway 1R/19L) for arriving aircraft in South Flow operations and an increase in departing aircraft in North Flow operations.
- Between May 10 and May 13, there were airspace restrictions for Tampa International Airport due to the AirFest Air Show at MacDill Air Force Base.
- Twice-annual, required rubber removal and runway painting activity began in late May and is expected to be completed in early June.

Community Outreach:

- A Noise Abatement 101 will be held on July 2, 2018.
- CNC meetings are scheduled for Thursday, June 12, 2018 from 9:30 a.m. until 10:30 a.m. and again from 5:30 p.m. until 6:30 p.m.

Total Jet Arrivals Runway 10: 102	Total Jet Departures Runway 28: 11
----------------------------------------------------	-----------------------------------------------------

Total Corporate Jet Arrivals Runway 1R:
121

Total Corporate Jet Pilot Request Deviations:
106

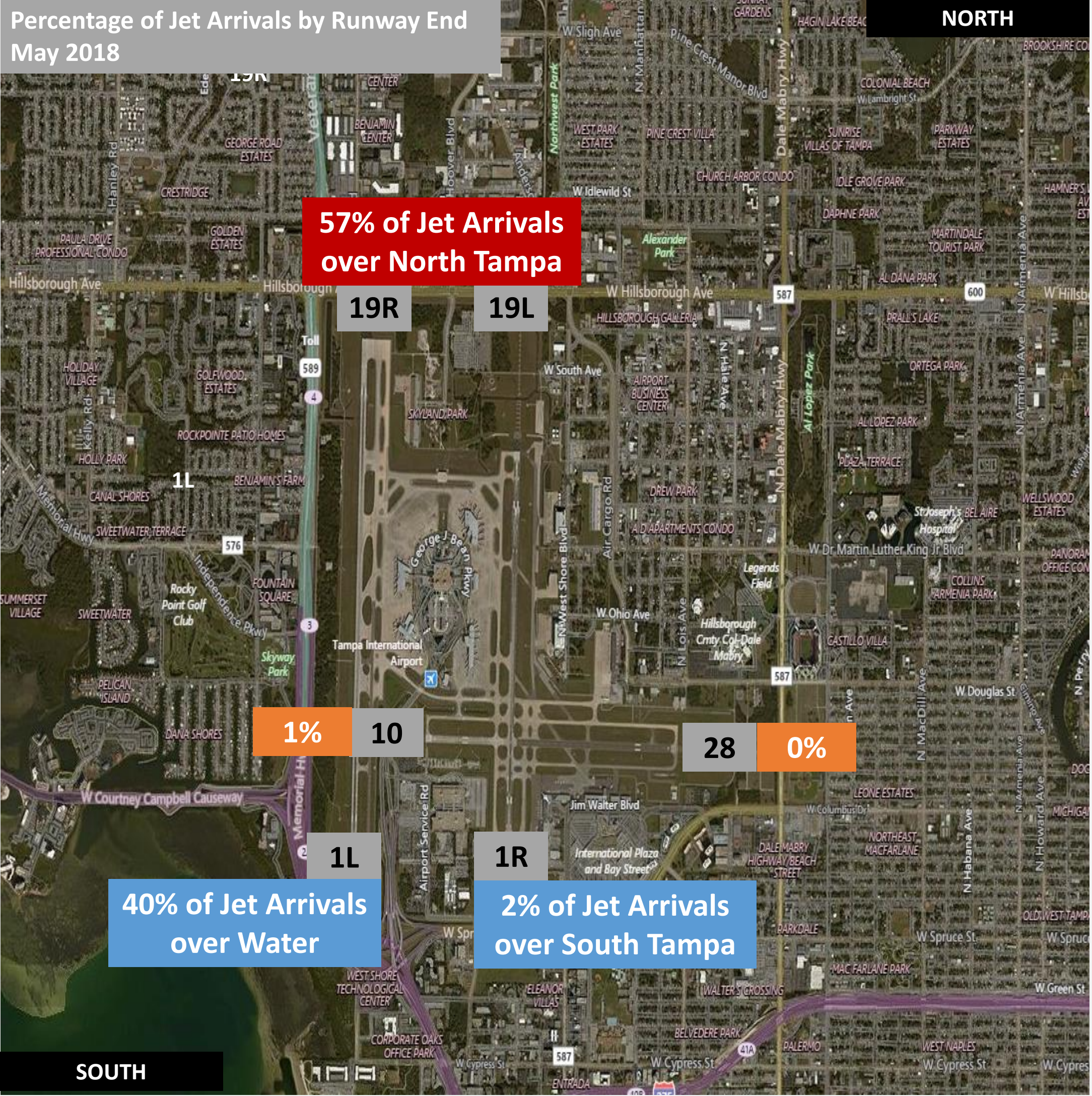
Complaints:
May 2018: 75
YTD 2018: 534

Top Complaints:
19L Arrivals
Runway 1R Arrivals
Runway 10 Jet Arrivals

*Includes: Scheduled runway closures, unscheduled runway closures, aircraft emergencies and wildlife strike inspections.
**Majority were commercial aircraft assigned Runway 10 for landing due to AirFest.

Airport Map and Notes

Percentage of Jet Arrivals by Runway End May 2018



Operational Totals for May 2018:	
Total Jet Operations (All Runways): 14,644	Total Prop/Turboprop Operations (All Runways): 1,560
Total South Flow Operations All Aircraft (Runway 19R and 19L): 8,927*	Total North Flow Operations All Aircraft (Runway 1L and 1R): 6,903*
All Aircraft Operations Between 7:00 a.m. and 10:00 p.m.: 14,009**	All Aircraft Operations Between 10:00 p.m. and 7:00 a.m.: 2,195**

*Does not include Runway 10-28.
**Flights operating at 7:00 a.m. and 10:00 p.m. are included in both figures.

Contact Us:
Online: www.tampaairport.com/noise-abatement
Phone: (813) 870-7843

- Total Complaints based on complaints logged as of May 31, 2018.
- Commercial jet aircraft are: Boeing, Airbus, McDonald Douglas, Douglas Corporation, Bombardier and Embraer commercial aircraft.
- Pilot Request Deviations includes commercial jet aircraft departures on Runway 19L and commercial jet aircraft arrivals on Runway 1R.
- West Runway Unavailable includes closures for maintenances and emergencies, among other factors.
- This data is compiled from the noise office software provided by Casper Airport Solutions and may differ from official FAA monthly traffic counts.